


Brovary aluminium plant

BRAZ
L I N E



Aluminium patterned sections and shapes

BRAN
L I N E



Brovary aluminium plant

BRAZ LINE

About company:

BRAZ Line that is a part of ALUMETA Group is a leader in Ukrainian market of design, manufacturing and distribution of aluminum products for interior decorations.

BRAZ LINE mission - make and sell perfectly designed and tailored products to meet the most demanding customer requirements focused on availability and best possible combination of consumer properties.

Company values:

- Focus on customers
- Continuous improvement
- Efficient performance
- Quick response
- Constant search for new ideas
- Enhanced product line
- Consistency and quality




FLOOR SECTIONS

Floor sections and shapes are used to fix and protect the floor joints, seams and edges from spalls and other defects. Aluminum sections are believed to be environmentally friendly and easy in use.

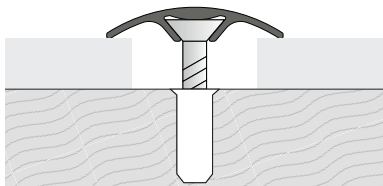
Braz Line thresholds are highly esthetic, most safe and durable. We make shapes of different sizes and textures to meet the most demanding customer requirements.

FLOOR SECTIONS

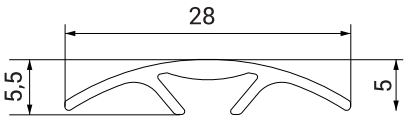


Threshold 28 mm, smooth, equipped with concealed fixing system


















Dimensions: 28 mm x 5,5 mm
Shape: smooth, bulged
Special features: concealed fixing system
Application area: joints of coatings for different surfaces
Intended use: to conceal level-to-level joints made of any sorts of materials




Example of installation



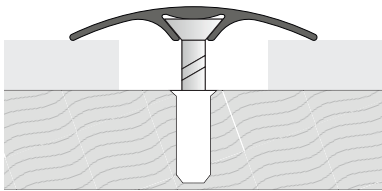
Outline of profile

Color/texture	Length, mm	Order code	Length, mm	Order code	Length, mm	Order code
 Silver	900	BLB-5102-10-0115.09	1800	BLB-5102-10-0115.18	2710	BLB-5102-10-0115.27
 Gold	900	BLB-5102-20-0115.09	1800	BLB-5102-20-0115.18	2710	BLB-5102-20-0115.27
 Bronze	900	BLB-5102-40-0115.09	1800	BLB-5102-40-0115.18	2710	BLB-5102-40-0115.27
 Champagne	900	BLB-5102-30-0115.09	1800	BLB-5102-30-0115.18	2710	BLB-5102-30-0115.27
 Whitewashed oak	900	BLB-5102-80-0100.09	1800	BLB-5102-80-0100.18	2710	BLB-5102-80-0100.27
 Snow oak	900	BLB-5102-80-0150.09	1800	BLB-5102-80-0150.18	2710	BLB-5102-80-0150.27
 Polar oak	900	BLB-5102-80-0200.09	1800	BLB-5102-80-0200.18	2710	BLB-5102-80-0200.27
 Smoky oak	900	BLB-5102-80-0250.09	1800	BLB-5102-80-0250.18	2710	BLB-5102-80-0250.27
 Cappuccino oak	900	BLB-5102-80-0300.09	1800	BLB-5102-80-0300.18	2710	BLB-5102-80-0300.27
 Narural oak	900	BLB-5102-80-0350.09	1800	BLB-5102-80-0350.18	2710	BLB-5102-80-0350.27
 Light oak	900	BLB-5102-80-0400.09	1800	BLB-5102-80-0400.18	2710	BLB-5102-80-0400.27
 Oak peach	900	BLB-5102-80-0430.09	1800	BLB-5102-80-0430.18	2710	BLB-5102-80-0430.27
 Spanish oak	900	BLB-5102-80-0450.09	1800	BLB-5102-80-0450.18	2710	BLB-5102-80-0450.27
 Rustic oak	900	BLB-5102-80-0650.09	1800	BLB-5102-80-0650.18	2710	BLB-5102-80-0650.27
 Bourbon walnut	900	BLB-5102-80-0800.09	1800	BLB-5102-80-0800.18	2710	BLB-5102-80-0800.27
 Oak prestige	900	BLB-5102-80-0850.09	1800	BLB-5102-80-0850.18	2710	BLB-5102-80-0850.27
 Wenge light	900	BLB-5102-80-0900.09	1800	BLB-5102-80-0900.18	2710	BLB-5102-80-0900.27

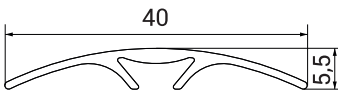


Threshold 40 mm, smooth, equipped with concealed fixing system


















Dimensions: 40 mm x 5,5 mm
Shape: smooth, bulged
Special features: concealed fixing system
Application area: joints of coatings for different surfaces
Intended use: to conceal level-to-level joints made of any sorts of materials




Example of installation



Outline of profile

Color/texture	Length, mm	Order code	Length, mm	Order code	Length, mm	Order code
 Silver	900	BLB-5111-10-0115.09	1800	BLB-5111-10-0115.18	2710	BLB-5111-10-0115.27
 Gold	900	BLB-5111-20-0115.09	1800	BLB-5111-20-0115.18	2710	BLB-5111-20-0115.27
 Bronze	900	BLB-5111-40-0115.09	1800	BLB-5111-40-0115.18	2710	BLB-5111-40-0115.27
 Champagne	900	BLB-5111-30-0115.09	1800	BLB-5111-30-0115.18	2710	BLB-5111-30-0115.27
 Whitewashed oak	900	BLB-5111-80-0100.09	1800	BLB-5111-80-0100.18	2710	BLB-5111-80-0100.27
 Snow oak	900	BLB-5111-80-0150.09	1800	BLB-5111-80-0150.18	2710	BLB-5111-80-0150.27
 Polar oak	900	BLB-5111-80-0200.09	1800	BLB-5111-80-0200.18	2710	BLB-5111-80-0200.27
 Smoky oak	900	BLB-5111-80-0250.09	1800	BLB-5111-80-0250.18	2710	BLB-5111-80-0250.27
 Cappuccino oak	900	BLB-5111-80-0300.09	1800	BLB-5111-80-0300.18	2710	BLB-5111-80-0300.27
 Narural oak	900	BLB-5111-80-0350.09	1800	BLB-5111-80-0350.18	2710	BLB-5111-80-0350.27
 Light oak	900	BLB-5111-80-0400.09	1800	BLB-5111-80-0400.18	2710	BLB-5111-80-0400.27
 Oak peach	900	BLB-5111-80-0430.09	1800	BLB-5111-80-0430.18	2710	BLB-5111-80-0430.27
 Spanish oak	900	BLB-5111-80-0450.09	1800	BLB-5111-80-0450.18	2710	BLB-5111-80-0450.27
 Rustic oak	900	BLB-5111-80-0650.09	1800	BLB-5111-80-0650.18	2710	BLB-5111-80-0650.27
 Bourbon walnut	900	BLB-5111-80-0800.09	1800	BLB-5111-80-0800.18	2710	BLB-5111-80-0800.27
 Oak prestige	900	BLB-5111-80-0850.09	1800	BLB-5111-80-0850.18	2710	BLB-5111-80-0850.27
 Wenge light	900	BLB-5111-80-0900.09	1800	BLB-5111-80-0900.18	2710	BLB-5111-80-0900.27



Threshold 80 mm, smooth, equipped with concealed fixing system

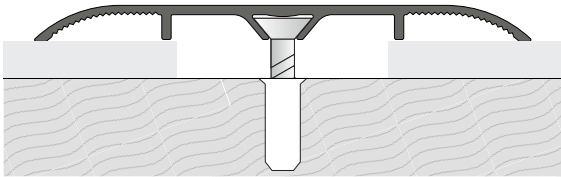
Dimensions: 80 mm x 6 mm

Shape: smooth, flat, rounded

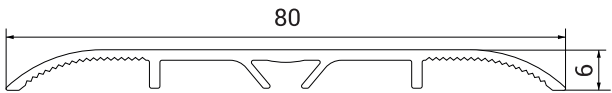
Special features: concealed fixing system

Application area: joints of coatings for different surfaces





Intended use: to conceal level-to-level joints made of any sorts of materials

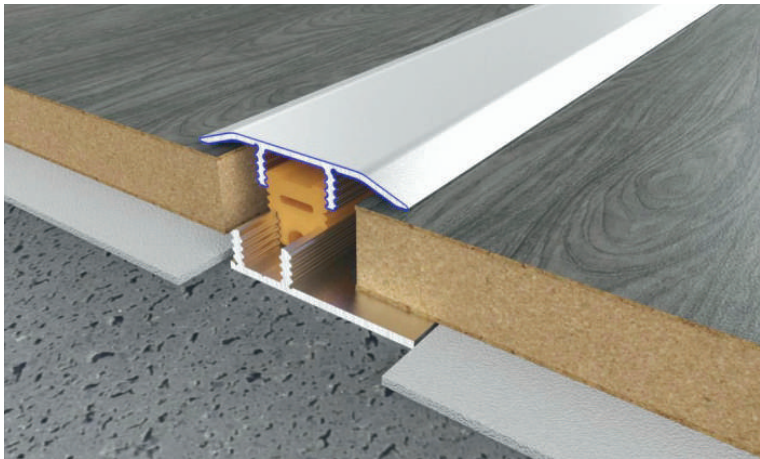


Example of installation



Outline of profile

Color/texture	Length, mm	Order code	Length, mm	Order code
 Silver	900	BLB-5106-10-0115.09	2710	BLB-5106-10-0115.27
 Gold	900	BLB-5106-20-0115.09	2710	BLB-5106-20-0115.27
 Bronze	900	BLB-5106-40-0115.09	2710	BLB-5106-40-0115.27
 Champagne	900	BLB-5106-30-0115.09	2710	BLB-5106-30-0115.27



Threshold 30 mm, smooth, equipped with concealed fixing system, universal

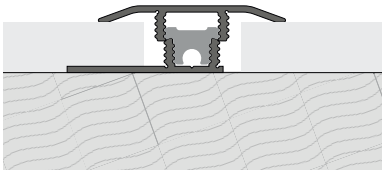
Dimensions: 30 mm x 5,5 mm

Shape: smooth, flat

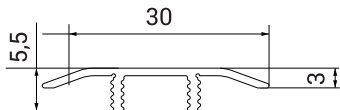
Special features: concealed base fixing system, adjustable height of the system

Application area: joints of coatings for different surfaces

Intended use: to conceal level-to-level joints made of any sorts of materials



Example of installation



Outline of profile

Rubber insert for threshold height adjustment






















20-22 mm



5-7 mm

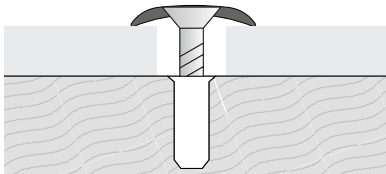
Ability to cut to the desired size

Color/texture	Length, mm	Order code	Length, mm	Order code
 Silver	900	BLB-5113-10-0115.09	2710	BLB-5113-10-0115.27
 Gold	900	BLB-5113-20-0115.09	2710	BLB-5113-20-0115.27
 Bronze	900	BLB-5113-40-0115.09	2710	BLB-5113-40-0115.27
 Champagne	900	BLB-5113-30-0115.09	2710	BLB-5113-30-0115.27
 Whitewashed oak	900	BLB-5113-80-0100.09	2710	BLB-5113-80-0100.27
 Snow oak	900	BLB-5113-80-0150.09	2710	BLB-5113-80-0150.27
 Polar oak	900	BLB-5113-80-0200.09	2710	BLB-5113-80-0200.27
 Smoky oak	900	BLB-5113-80-0250.09	2710	BLB-5113-80-0250.27
 Cappuccino oak	900	BLB-5113-80-0300.09	2710	BLB-5113-80-0300.27
 Natural oak	900	BLB-5113-80-0350.09	2710	BLB-5113-80-0350.27
 Light oak	900	BLB-5113-80-0400.09	2710	BLB-5113-80-0400.27
 Oak peach	900	BLB-5113-80-0430.09	2710	BLB-5113-80-0430.27
 Spanish oak	900	BLB-5113-80-0450.09	2710	BLB-5113-80-0450.27
 Rustic oak	900	BLB-5113-80-0650.09	2710	BLB-5113-80-0650.27
 Bourbon walnut	900	BLB-5113-80-0800.09	2710	BLB-5113-80-0800.27
 Oak prestige	900	BLB-5113-80-0850.09	2710	BLB-5113-80-0850.27
 Wenge light	900	BLB-5113-80-0900.09	2710	BLB-5113-80-0900.27
 Black	900	BLB-5113-75-9017.09	2710	BLB-5113-75-9017.27

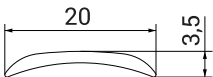


Threshold 20 mm, smooth




Dimensions: 20 mm x 3,5 mm
Shape: smooth, flat, rounded
Special features: with mounting openings
Application area: joints of coatings for different surfaces
Intended use: to conceal level-to-level joints made of any sorts of materials




Example of installation



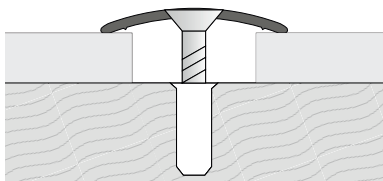
Outline of profile

Color/texture	Length, mm	Order code	Length, mm	Order code
 Silver	900	BLB-5107-10-0115-3.09	2710	BLB-5107-10-0115-3.27
 Gold	900	BLB-5107-20-0115-3.09	2710	BLB-5107-20-0115-3.27
 Bronze	900	BLB-5107-40-0115-3.09	2710	BLB-5107-40-0115-3.27

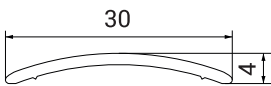


Threshold 30 mm, smooth


















Dimensions: 30 mm x 4 mm
Shape: smooth, bulged
Special features: with mounting openings
Application area: joints of coatings for different surfaces
Intended use: to conceal level-to-level joints made of any sorts of materials




Example of installation



Outline of profile

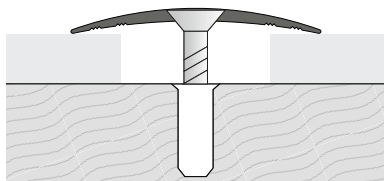
Color/texture	Length, mm	Order code	Length, mm	Order code	Length, mm	Order code
 Silver	900	BLB-5103-10-0115-3.09	1800	BLB-5103-10-0115-3.18	2710	BLB-5103-10-0115-3.27
 Gold	900	BLB-5103-20-0115-3.09	1800	BLB-5103-20-0115-3.18	2710	BLB-5103-20-0115-3.27
 Bronze	900	BLB-5103-40-0115-3.09	1800	BLB-5103-40-0115-3.18	2710	BLB-5103-40-0115-3.27
 Champagne	900	BLB-5103-30-0115-3.09	1800	BLB-5103-30-0115-3.18	2710	BLB-5103-30-0115-3.27
 Whitewashed oak	900	BLB-5103-80-0100-3.09	1800	BLB-5103-80-0100-3.18	2710	BLB-5103-80-0100-3.27
 Snow oak	900	BLB-5103-80-0150-3.09	1800	BLB-5103-80-0150-3.18	2710	BLB-5103-80-0150-3.27
 Polar oak	900	BLB-5103-80-0200-3.09	1800	BLB-5103-80-0200-3.18	2710	BLB-5103-80-0200-3.27
 Smoky oak	900	BLB-5103-80-0250-3.09	1800	BLB-5103-80-0250-3.18	2710	BLB-5103-80-0250-3.27
 Cappuccino oak	900	BLB-5103-80-0300-3.09	1800	BLB-5103-80-0300-3.18	2710	BLB-5103-80-0300-3.27
 Narural oak	900	BLB-5103-80-0350-3.09	1800	BLB-5103-80-0350-3.18	2710	BLB-5103-80-0350-3.27
 Light oak	900	BLB-5103-80-0400-3.09	1800	BLB-5103-80-0400-3.18	2710	BLB-5103-80-0400-3.27
 Oak peach	900	BLB-5103-80-0430-3.09	1800	BLB-5103-80-0430-3.18	2710	BLB-5103-80-0430-3.27
 Spanish oak	900	BLB-5103-80-0450-3.09	1800	BLB-5103-80-0450-3.18	2710	BLB-5103-80-0450-3.27
 Rustic oak	900	BLB-5103-80-0650-3.09	1800	BLB-5103-80-0650-3.18	2710	BLB-5103-80-0650-3.27
 Bourbon walnut	900	BLB-5103-80-0800-3.09	1800	BLB-5103-80-0800-3.18	2710	BLB-5103-80-0800-3.27
 Oak prestige	900	BLB-5103-80-0850-3.09	1800	BLB-5103-80-0850-3.18	2710	BLB-5103-80-0850-3.27
 Wenge light	900	BLB-5103-80-0900-3.09	1800	BLB-5103-80-0900-3.18	2710	BLB-5103-80-0900-3.27

FLOOR SECTIONS

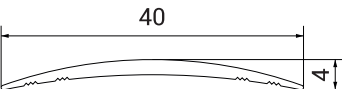


Threshold 40 mm, smooth


















Dimensions: 40 mm x 4 mm
Shape: smooth, bulged
Special features: with mounting openings
Application area: joints of coatings for different surfaces
Intended use: to conceal level-to-level joints made of any sorts of materials




Example of installation









Outline of profile

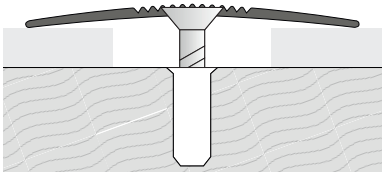
Color/texture	Length, mm	Order code	Length, mm	Order code	Length, mm	Order code
 Silver	900	BLB-5110-10-0115-3.09	1800	BLB-5110-10-0115-3.18	2710	BLB-5110-10-0115-3.27
 Gold	900	BLB-5110-20-0115-3.09	1800	BLB-5110-20-0115-3.18	2710	BLB-5110-20-0115-3.27
 Bronze	900	BLB-5110-40-0115-3.09	1800	BLB-5110-40-0115-3.18	2710	BLB-5110-40-0115-3.27
 Champagne	900	BLB-5110-30-0115-3.09	1800	BLB-5110-30-0100-3.18	2710	BLB-5110-30-0115-3.27
 Whitewashed oak	900	BLB-5110-80-0100-3.09	1800	BLB-5110-80-0100-3.18	2710	BLB-5110-80-0100-3.27
 Snow oak	900	BLB-5110-80-0150-3.09	1800	BLB-5110-80-0150-3.18	2710	BLB-5110-80-0150-3.27
 Polar oak	900	BLB-5110-80-0200-3.09	1800	BLB-5110-80-0200-3.18	2710	BLB-5110-80-0200-3.27
 Smoky oak	900	BLB-5110-80-0250-3.09	1800	BLB-5110-80-0250-3.18	2710	BLB-5110-80-0250-3.27
 Cappuccino oak	900	BLB-5110-80-0300-3.09	1800	BLB-5110-80-0300-3.18	2710	BLB-5110-80-0300-3.27
 Natural oak	900	BLB-5110-80-0350-3.09	1800	BLB-5110-80-0350-3.18	2710	BLB-5110-80-0350-3.27
 Light oak	900	BLB-5110-80-0400-3.09	1800	BLB-5110-80-0400-3.18	2710	BLB-5110-80-0400-3.27
 Oak peach	900	BLB-5110-80-0430-3.09	1800	BLB-5110-80-0430-3.18	2710	BLB-5110-80-0430-3.27
 Spanish oak	900	BLB-5110-80-0450-3.09	1800	BLB-5110-80-0450-3.18	2710	BLB-5110-80-0450-3.27
 Rustic oak	900	BLB-5110-80-0650-3.09	1800	BLB-5110-80-0650-3.18	2710	BLB-5110-80-0650-3.27
 Bourbon walnut	900	BLB-5110-80-0800-3.09	1800	BLB-5110-80-0800-3.18	2710	BLB-5110-80-0800-3.27
 Oak prestige	900	BLB-5110-80-0850-3.09	1800	BLB-5110-80-0850-3.18	2710	BLB-5110-80-0850-3.27
 Wenge light	900	BLB-5110-80-0900-3.09	1800	BLB-5110-80-0900-3.18	2710	BLB-5110-80-0900-3.27



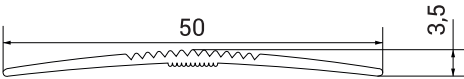
Threshold 50 mm, corrugated

Dimensions: 50 mm x 3,5 mm
Shape: bulged, corrugation in the middle
Special features: with mounting openings
Application area: joints of coatings for different surfaces
Intended use: to conceal level-to-level joints made of any sorts of materials


Color/texture	Length, mm	Order code
 Silver	900	BLB-5109-10-0115-3.09
 Gold	900	BLB-5109-20-0115-3.09
 Bronze	900	BLB-5109-40-0115-3.09
 Silver	2710	BLB-5109-10-0115-3.27
 Gold	2710	BLB-5109-20-0115-3.27
 Bronze	2710	BLB-5109-40-0115-3.27



Example of installation









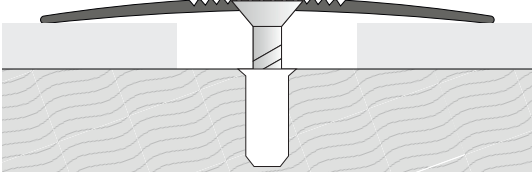
Outline of profile



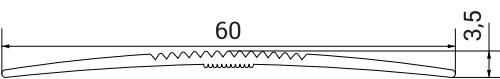
Threshold 60 mm, corrugated

Dimensions: 60 mm x 3,5 mm
Shape: bulged, corrugation in the middle
Special features: with mounting openings
Application area: joints of coatings for different surfaces
Intended use: to conceal level-to-level joints made of any sorts of materials


Color/texture	Length, mm	Order code
 Silver	900	BLB-5108-10-0115-3.09
 Gold	900	BLB-5108-20-0115-3.09
 Bronze	900	BLB-5108-40-0115-3.09
 Silver	2710	BLB-5108-10-0115-3.27
 Gold	2710	BLB-5108-20-0115-3.27
 Bronze	2710	BLB-5108-40-0115-3.27



Example of installation

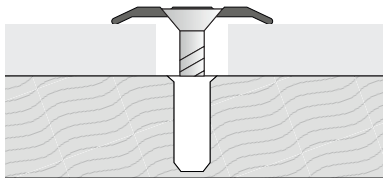


Outline of profile

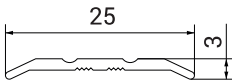


Threshold 25 mm, corrugated


















- Dimensions:** 25 mm x 3 mm
- Shape:** flat, two grooves
- Special features:** with mounting openings
- Application area:** joints of coatings for different surfaces
- Intended use:** to conceal level-to-level joints made of any sorts of materials










Example of installation



Outline of profile

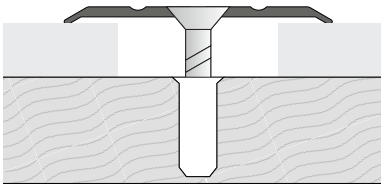
Color/texture	Length, mm	Order code	Length, mm	Order code
 Silver	900	BLB-5104-10-0115-3.09	2710	BLB-5104-10-0115-3.27
 Gold	900	BLB-5104-20-0115-3.09	2710	BLB-5104-20-0115-3.27
 Bronze	900	BLB-5104-40-0115-3.09	2710	BLB-5104-40-0115-3.27
 Champagne	900	BLB-5104-30-0115-3.09	2710	BLB-5104-30-0115-3.27
 Whitewashed oak	900	BLB-5104-80-0100-3.09	2710	BLB-5104-80-0100-3.27
 Snow oak	900	BLB-5104-80-0150-3.09	2710	BLB-5104-80-0150-3.27
 Polar oak	900	BLB-5104-80-0200-3.09	2710	BLB-5104-80-0200-3.27
 Smoky oak	900	BLB-5104-80-0250-3.09	2710	BLB-5104-80-0250-3.27
 Cappuccino oak	900	BLB-5104-80-0300-3.09	2710	BLB-5104-80-0300-3.27
 Natural oak	900	BLB-5104-80-0350-3.09	2710	BLB-5104-80-0350-3.27
 Light oak	900	BLB-5104-80-0400-3.09	2710	BLB-5104-80-0400-3.27
 Oak peach	900	BLB-5104-80-0430-3.09	2710	BLB-5104-80-0430-3.27
 Spanish oak	900	BLB-5104-80-0450-3.09	2710	BLB-5104-80-0450-3.27
 Rustic oak	900	BLB-5104-80-0650-3.09	2710	BLB-5104-80-0650-3.27
 Bourbon walnut	900	BLB-5104-80-0800-3.09	2710	BLB-5104-80-0800-3.27
 Oak prestige	900	BLB-5104-80-0850-3.09	2710	BLB-5104-80-0850-3.27
 Wenge light	900	BLB-5104-80-0900-3.09	2710	BLB-5104-80-0900-3.27



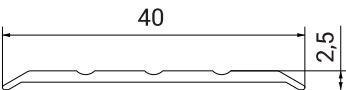
Color/texture	Length, mm	Order code
 Silver	900	BLB-5105-10-0115-3.09
 Gold	900	BLB-5105-20-0115-3.09
 Bronze	900	BLB-5105-40-0115-3.09
 Silver	2710	BLB-5105-10-0115-3.27
 Gold	2710	BLB-5105-20-0115-3.27
 Bronze	2710	BLB-5105-40-0115-3.27

Threshold 40 mm, corrugated


- Dimensions:** 40 mm x 2,5 mm
- Shape:** flat, three grooves
- Special features:** with mounting openings
- Application area:** joints of coatings for different surfaces
- Intended use:** to conceal level-to-level joints made of any sorts of materials









Example of installation



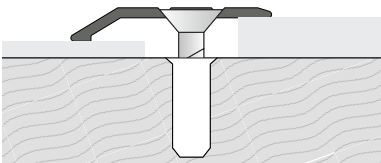
Outline of profile



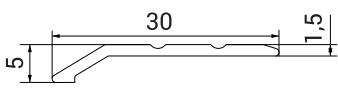
Color/texture	Length, mm	Order code
 Silver	900	BLB-5201-10-0115-3.09
 Gold	900	BLB-5201-20-0115-3.09
 Bronze	900	BLB-5201-40-0115-3.09
 Silver	2710	BLB-5201-10-0115-3.27
 Gold	2710	BLB-5201-20-0115-3.27
 Bronze	2710	BLB-5201-40-0115-3.27

Threshold 30 mm corrugated, multilevel

- Dimensions:** 30 mm x 5 mm
- Shape:** flat, two grooves
- Special features:** with mounting openings
- Application area:** joints between different level floor covering
- Intended use:** to conceal level-to-level joints made of any sorts of materials



Example of installation



Outline of profile




SECTIONS FOR STAIRCASE LINING

Special sections are used to line staircase, as this structure is subject to dirt and continuous load. Aluminium profiles for staircase are used to avoid sliding on stairs with any coating.

The Braz Line sections are ideal for staircase lining in domestic premises and in the street due to wide range of textures and sizes.

STAIRCASE LINING SHAPES

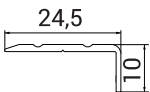


Staircase shape 24,5 mm x 10 mm, corrugated


















Dimensions: 24,5 mm x 10 mm
Shape: flat, two grooves
Special features: with mounting openings
Application area: staircase outer angles
Intended use: to finish and protect staircase outer angles with any type of coating




Example of installation



Outline of profile

Color/texture	Length, mm	Order code	Length, mm	Order code
 Silver	900	BLB-5301-10-0115-3.09	2710	BLB-5301-10-0115-3.27
 Gold	900	BLB-5301-20-0115-3.09	2710	BLB-5301-20-0115-3.27
 Bronze	900	BLB-5301-40-0115-3.09	2710	BLB-5301-40-0115-3.27
 Champagne	900	BLB-5301-30-0115-3.09	2710	BLB-5301-30-0115-3.27
 Whitewashed oak	900	BLB-5301-80-0100-3.09	2710	BLB-5301-80-0100-3.27
 Snow oak	900	BLB-5301-80-0150-3.09	2710	BLB-5301-80-0150-3.27
 Polar oak	900	BLB-5301-80-0200-3.09	2710	BLB-5301-80-0200-3.27
 Smoky oak	900	BLB-5301-80-0250-3.09	2710	BLB-5301-80-0250-3.27
 Cappuccino oak	900	BLB-5301-80-0300-3.09	2710	BLB-5301-80-0300-3.27
 Natural oak	900	BLB-5301-80-0350-3.09	2710	BLB-5301-80-0350-3.27
 Light oak	900	BLB-5301-80-0400-3.09	2710	BLB-5301-80-0400-3.27
 Oak peach	900	BLB-5301-80-0430-3.09	2710	BLB-5301-80-0430-3.27
 Spanish oak	900	BLB-5301-80-0450-3.09	2710	BLB-5301-80-0450-3.27
 Rustic oak	900	BLB-5301-80-0650-3.09	2710	BLB-5301-80-0650-3.27
 Bourbon walnut	900	BLB-5301-80-0800-3.09	2710	BLB-5301-80-0800-3.27
 Oak prestige	900	BLB-5301-80-0850-3.09	2710	BLB-5301-80-0850-3.27
 Wenge light	900	BLB-5301-80-0900-3.09	2710	BLB-5301-80-0900-3.27

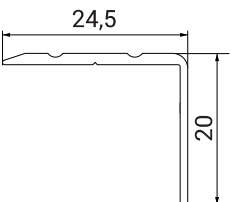


Staircase shape
24,5 mm x 20 mm, corrugated


















Dimensions: 24,5 mm x 20 mm
Shape: flat, two grooves
Special features: with mounting openings
Application area: staircase outer angles
Intended use: to finish and protect staircase outer angles with any type of coating




Example of installation









Outline of profile

Color/texture		Length, mm	Order code	Length, mm	Order code
	Silver	900	BLB-5302-10-0115-3.09	2710	BLB-5302-10-0115-3.27
	Gold	900	BLB-5302-20-0115-3.09	2710	BLB-5302-20-0115-3.27
	Bronze	900	BLB-5302-40-0115-3.09	2710	BLB-5302-40-0115-3.27
	Champagne	900	BLB-5302-30-0115-3.09	2710	BLB-5302-30-0115-3.27
	Whitewashed oak	900	BLB-5302-80-0100-3.09	2710	BLB-5302-80-0100-3.27
	Snow oak	900	BLB-5302-80-0150-3.09	2710	BLB-5302-80-0150-3.27
	Polar oak	900	BLB-5302-80-0200-3.09	2710	BLB-5302-80-0200-3.27
	Smoky oak	900	BLB-5302-80-0250-3.09	2710	BLB-5302-80-0250-3.27
	Cappuccino oak	900	BLB-5302-80-0300-3.09	2710	BLB-5302-80-0300-3.27
	Natural oak	900	BLB-5302-80-0350-3.09	2710	BLB-5302-80-0350-3.27
	Light oak	900	BLB-5302-80-0400-3.09	2710	BLB-5302-80-0400-3.27
	Oak peach	900	BLB-5302-80-0430-3.09	2710	BLB-5302-80-0430-3.27
	Spanish oak	900	BLB-5302-80-0450-3.09	2710	BLB-5302-80-0450-3.27
	Rustic oak	900	BLB-5302-80-0650-3.09	2710	BLB-5302-80-0650-3.27
	Bourbon walnut	900	BLB-5302-80-0800-3.09	2710	BLB-5302-80-0800-3.27
	Oak prestige	900	BLB-5302-80-0850-3.09	2710	BLB-5302-80-0850-3.27
	Wenge light	900	BLB-5302-80-0900-3.09	2710	BLB-5302-80-0900-3.27

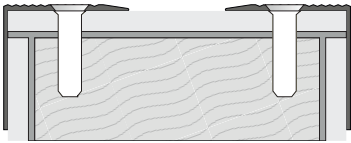
STAIRCASE LINING SHAPES



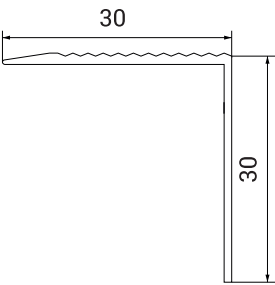
Color/texture	Length, mm	Order code
 Silver	900	BLB-5303-10-0115-3.09
 Gold	900	BLB-5303-20-0115-3.09
 Bronze	900	BLB-5303-40-0115-3.09
 Silver	2710	BLB-5303-10-0115-3.27
 Gold	2710	BLB-5303-20-0115-3.27
 Bronze	2710	BLB-5303-40-0115-3.27

Staircase shape
30 mm x 30 mm, corrugated


Dimensions: 30 mm x 30 mm
Shape: with one corrugated zone
Special features: with mounting openings
Application area: staircase outer angles
Intended use: to finish and protect staircase outer angles with any type of coating and to prevent slippage









Example of installation



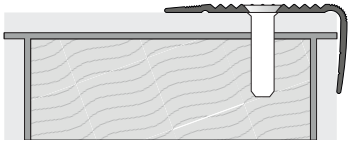
Outline of profile



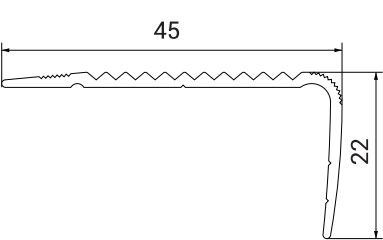
Color/texture	Length, mm	Order code
 Silver	900	BLB-5304-10-0115-3.09
 Gold	900	BLB-5304-20-0115-3.09
 Bronze	900	BLB-5304-40-0115-3.09
 Silver	2710	BLB-5304-10-0115-3.27
 Gold	2710	BLB-5304-20-0115-3.27
 Bronze	2710	BLB-5304-40-0115-3.27

Staircase shape
45 mm x 22 mm, corrugated


Dimensions: 45 mm x 22 mm
Shape: with three corrugated zones and rounded edge face
Special features: with mounting openings
Application area: staircase outer angles
Intended use: to finish and protect staircase outer angles with any type of coating and to prevent slippage



Example of installation

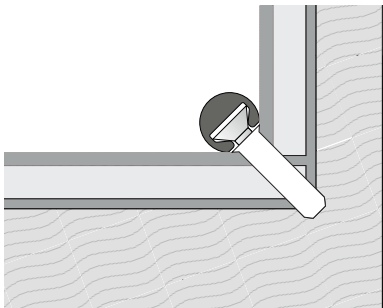


Outline of profile

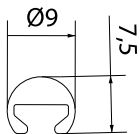


Carpet holding tube

Dimensions: 9 mm x 7,5 mm
Shape: round, smooth
Special features: concealed fixing system
Application area: carpeted staircase inner angles
Intended use: to fix carpet in staircase inner angles



Example of installation



Outline of profile


Color/texture		Length, mm	Order code
	Silver	2710	BLB-5305-10-0115.27
	Gold	2710	BLB-5305-20-0115.27
	Bronze	2710	BLB-5305-40-0115.27





TILE SECTIONS

Shapes for glazed tile are critical for the face work, as they are used to fix tile, to arrange joints and edges, and to make the tiled room look esthetically accomplished.

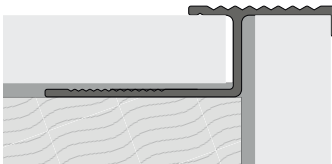
Braz Line aluminum shapes are suitable for both external and internal applications due to their water-resistant properties and wide range of textures and colors.



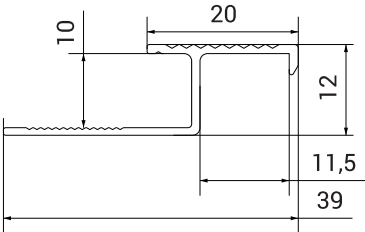
Color/texture	Length, mm	Order code
 Silver	2710	BLB-5406-10-0115-K.27
 Gold	2710	BLB-5406-20-0115-K.27
 Bronze	2710	BLB-5406-40-0115-K.27

Staircase shape, connecting, corrugated


Dimensions: 39 mm x 12 mm
Shape: with one corrugated zone
Special features: with punched mounting element placed under tile
Application area: staircase outer angles
Intended use: to finish and protect tiled staircase outer angles and to prevent slippage






Example of installation



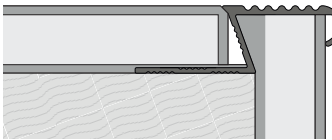
Outline of profile



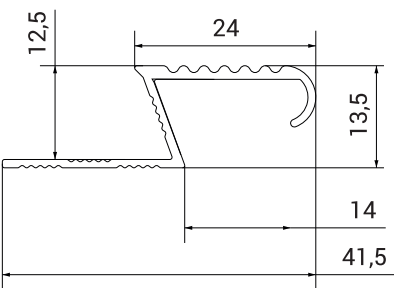
Color/texture	Length, mm	Order code
 Silver	2710	BLB-5409-10-0115-K.27
 Gold	2710	BLB-5409-20-0115-K.27
 Bronze	2710	BLB-5409-40-0115-K.27

Staircase shape, Z-type, corrugated


Dimensions: 41,5 mm x 13,5 mm
Shape: with one corrugated zones and rounded edge face
Special features: with punched mounting element placed under tile
Application area: staircase outer angles
Intended use: to finish and protect tiled staircase outer angles and to prevent slippage



Example of installation

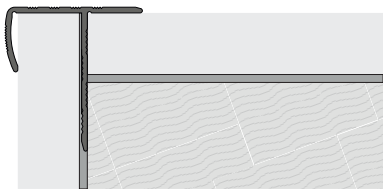


Outline of profile

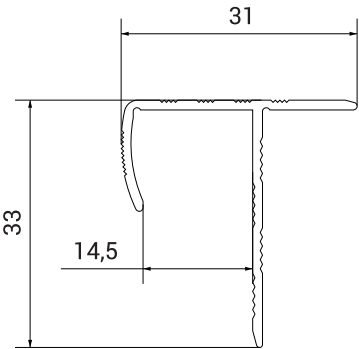


Staircase shape, universal, corrugated




Dimensions: 33 mm x 31 mm
Shape: with one corrugated zones and rounded edge face
Special features: with punched mounting element placed under tile
Application area: staircase outer angles
Intended use: to finish and protect tiled staircase outer angles and to prevent slippage




Example of installation






Outline of profile

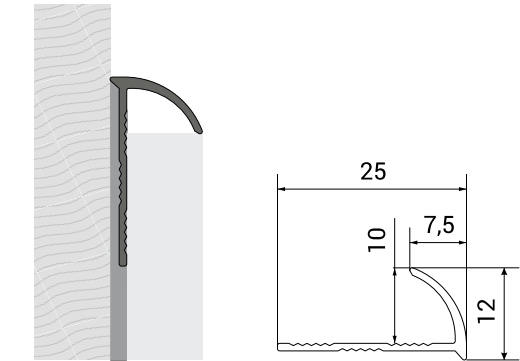
Color/texture		Length, mm	Order code
	Silver	2710	BLB-5411-10-0115-K.27
	Gold	2710	BLB-5411-20-0115-K.27
	Bronze	2710	BLB-5411-40-0115-K.27




Exterior shape, half-round
12 mm x 25 mm

Dimensions: 12 mm x 25 mm
Shape: with oval visible surface
Special features: with punched mounting element placed under tile
Application area: tiled staircase outer angles
Intended use: to finish and protect tiled staircase outer angles

Color/texture	Length, mm	Order code
 Silver	2710	BLB-5410-10-0115-K.27
 Gold	2710	BLB-5410-20-0115-K.27
 Bronze	2710	BLB-5410-40-0115-K.27
 Champagne	2710	BLB-5410-30-0115-K.27







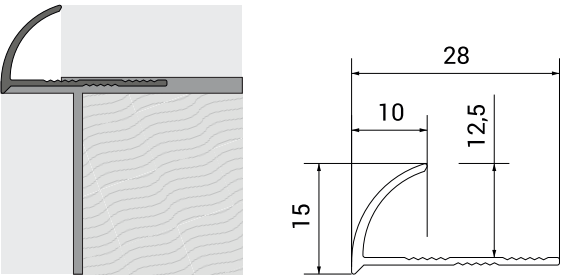
Example of installation Outline of profile




Exterior shape, half-round
15 mm x 28 mm

Dimensions: 15 mm x 28 mm
Shape: with oval visible surface
Special features: with punched mounting element placed under tile
Application area: tiled staircase outer angles
Intended use: to finish and protect tiled staircase outer angles

Color/texture	Length, mm	Order code
 Silver	2710	BLB-5402-10-0115-K.27
 Gold	2710	BLB-5402-20-0115-K.27
 Bronze	2710	BLB-5402-40-0115-K.27
 Champagne	2710	BLB-5402-30-0115-K.27



Example of installation Outline of profile



Joint finishing shape 11 mm x 32 mm, reinforced


Dimensions: 11 mm x 32 mm

Shape: with bulged visible surface

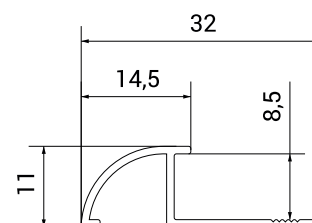
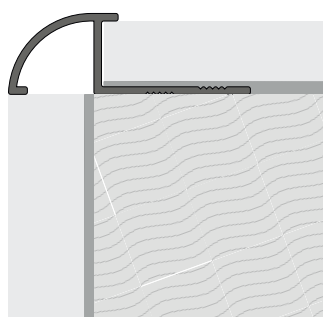
Special features: with punched mounting element placed under tile

Application area: glazed tile joints, joints between glazed tile and carpet flooring




Intended use: to finish different glazed tile joints and carpet flooring joints




Example of installation



Outline of profile

Color/texture	Length, mm	Order code
 Silver	2710	BLB-5401-10-0115-K.27
 Gold	2710	BLB-5401-20-0115-K.27
 Bronze	2710	BLB-5401-40-0115-K.27



Exterior shape, square
11 mm x 31 mm

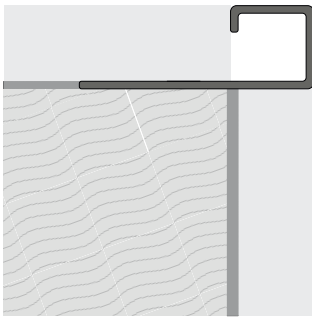
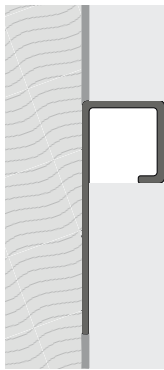
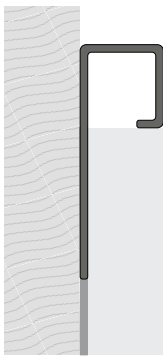
Dimensions: 11 mm x 31 mm

Shape: with square visible surface

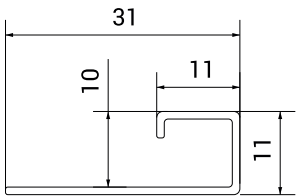
Special features: with punched mounting
element placed under tile

Application area: tiled outer angles




Intended use: to finish and protect tiled outer
angles, joints and edge faces




Example of installation



Outline of profile

Color/texture	Length, mm	Order code
 Silver	2710	BLB-5415-10-0115-K.27
 Gold	2710	BLB-5415-20-0115-K.27
 Bronze	2710	BLB-5415-40-0115-K.27



Exterior shape, square
13,5 mm x 33,5 mm




Dimensions: 13,5 mm x 33,5 mm

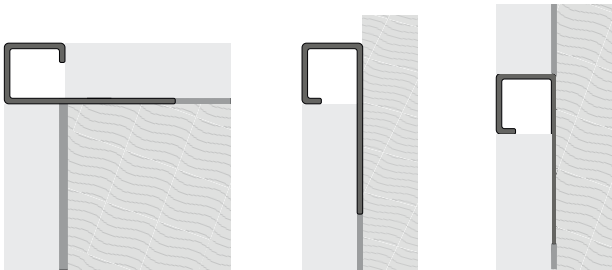
Shape: with flat visible surfaces

Special features: with punched mounting element placed under tile

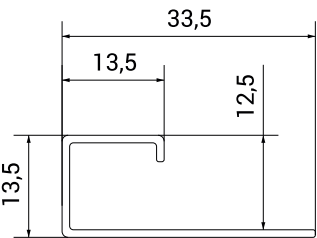
Application area: tiled outer angles

Intended use: to finish and protect tiled outer angles, joints and edge faces

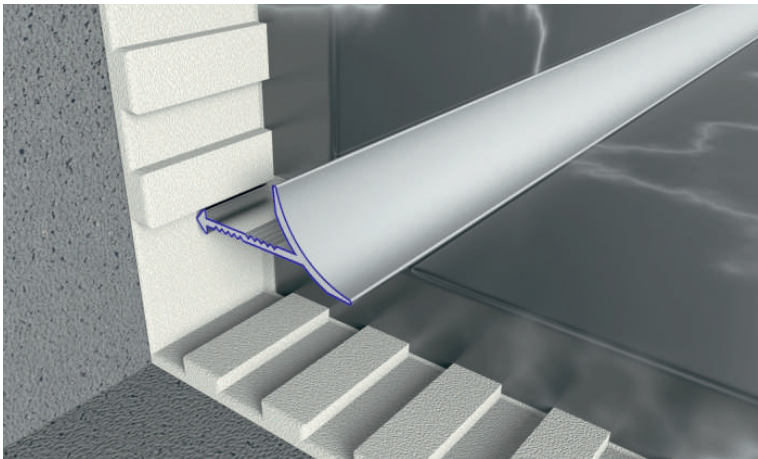
Color/texture	Length, mm	Order code
 Silver	2710	BLB-5417-10-0115-K.27
 Gold	2710	BLB-5417-20-0115-K.27
 Bronze	2710	BLB-5417-40-0115-K.27



Example of installation



Outline of profile



Interior angle shape 8,5 mm




Dimensions: 8,5 mm x 19 mm

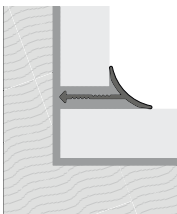
Shape: with convex visible surface

Special features: with corrugated mounting element

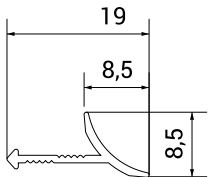
Application area: tiled inner angles

Intended use: to finish and protect tiled inner angles


Color/texture	Length, mm	Order code
 Silver	2710	BLB-5408-10-0115.27
 Gold	2710	BLB-5408-20-0115.27
 Bronze	2710	BLB-5408-40-0115.27



Example of installation







Outline of profile

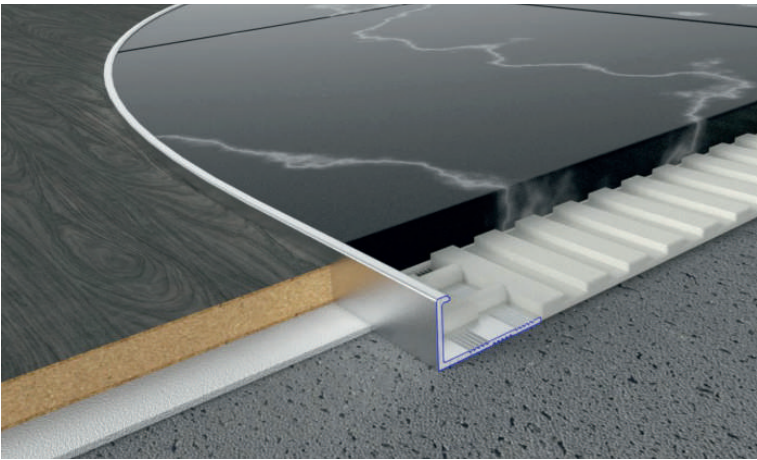
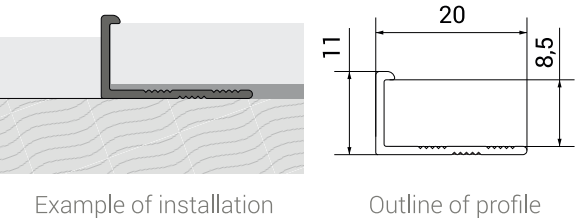


L-Shape 11 mm x 20 mm

Dimensions: 11 mm x 20 mm
Shape: with flat visible surface
Special features: to finish the joints of tiled surfaces and to fix the combined floor joints
Application area: ends of the coatings and joints between them
Intended use: with punched mounting element , finishing one level joints

Straight





Color/texture	Length, mm	Order code
 Silver	2710	BLB-5404-10-0115-K.27
 Gold	2710	BLB-5404-20-0115-K.27
 Bronze	2710	BLB-5404-40-0115-K.27
 Champagne	2710	BLB-5404-30-0115-K.27




L-Shape 11 mm x 20 mm

Dimensions: 11 mm x 20 mm
Shape: with flat visible surface
Special features: to finish the joints of tiled surfaces and to fix the combined floor joints
Application area: ends of the coatings and joints between them
Intended use: with punched mounting element , finishing one level joints

Flexible





Color/texture	Length, mm	Order code
 Silver	2710	BLB-5404-10-0115-F.27
 Gold	2710	BLB-5404-20-0115-F.27
 Bronze	2710	BLB-5404-40-0115-F.27
 Champagne	2710	BLB-5404-30-0115-F.27


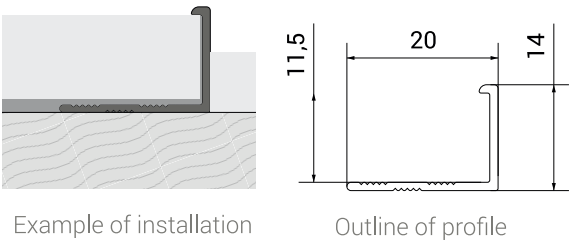


L-shape 14 mm x 20 mm

- Dimensions:** 14 mm x 20 mm
- Shape:** with flat visible surface
- Special features:** with punched mounting element , finishing one level joints
- Application area:** ends of the coatings and joints between them
- Intended use:** to finish the joints of tiled surfaces and to fix the combined floor joints

Straight





Color/texture	Length, mm	Order code
 Silver	2710	BLB-5403-10-0115-K.27
 Gold	2710	BLB-5403-20-0115-K.27
 Bronze	2710	BLB-5403-40-0115-K.27
 Champagne	2710	BLB-5403-30-0115-K.27




L-shape 14 mm x 20 mm

- Dimensions:** 14 mm x 20 mm
- Shape:** with flat visible surface
- Special features:** with punched mounting element , finishing one level joints
- Application area:** ends of the coatings and joints between them
- Intended use:** to finish the joints of tiled surfaces and to fix the combined floor joints

Flexible

Color/texture	Length, mm	Order code
 Silver	2710	BLB-5403-10-0115-F.27
 Gold	2710	BLB-5403-20-0115-F.27
 Bronze	2710	BLB-5403-40-0115-F.27
 Champagne	2710	BLB-5403-30-0115-F.27



Joint finishing T-shape,
flexible 13 mm

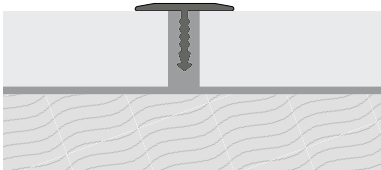
Dimensions: 13 mm x 9 mm

Shape: flat, flexible

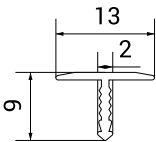
Special features: with flat visible surface and
corrugated mounting element

Application area: joints of different surfaces

















Intended use: to finish curved and straight
glazed tile joints




Example of installation



Outline of profile

Color/texture	Length, mm	Order code	Length, mm	Order code
 Silver	1800	BLB-5407-10-0115.18	2710	BLB-5407-10-0115.27
 Gold	1800	BLB-5407-20-0115.18	2710	BLB-5407-20-0115.27
 Bronze	1800	BLB-5407-40-0115.18	2710	BLB-5407-40-0115.27
 Whitewashed oak	1800	BLB-5407-80-0100.18	2710	BLB-5407-80-0100.27
 Snow oak	1800	BLB-5407-80-0150.18	2710	BLB-5407-80-0150.27
 Polar oak	1800	BLB-5407-80-0200.18	2710	BLB-5407-80-0200.27
 Smoky oak	1800	BLB-5407-80-0250.18	2710	BLB-5407-80-0250.27
 Cappuccino oak	1800	BLB-5407-80-0300.18	2710	BLB-5407-80-0300.27
 Natural oak	1800	BLB-5407-80-0350.18	2710	BLB-5407-80-0350.27
 Light oak	1800	BLB-5407-80-0400.18	2710	BLB-5407-80-0400.27
 Oak peach	1800	BLB-5407-80-0430.18	2710	BLB-5407-80-0430.27
 Spanish oak	1800	BLB-5407-80-0450.18	2710	BLB-5407-80-0450.27
 Rustic oak	1800	BLB-5407-80-0650.18	2710	BLB-5407-80-0650.27
 Bourbon walnut	1800	BLB-5407-80-0800.18	2710	BLB-5407-80-0800.27
 Oak prestige	1800	BLB-5407-80-0850.18	2710	BLB-5407-80-0850.27
 Wenge light	1800	BLB-5407-80-0900.18	2710	BLB-5407-80-0900.27



Joint finishing T-shape 18 mm

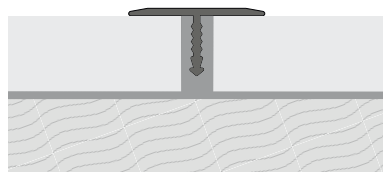
Dimensions: 18 mm x 9 mm

Shape: with flat visible surface

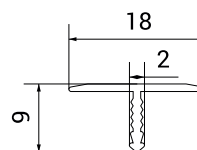
Special features: with flat visible surface and corrugated mounting element

Application area: joints of different surfaces

















Intended use: to finish straight glazed tile joints




Example of installation



Outline of profile

Color/texture	Length, mm	Order code	Length, mm	Order code
 Silver	1800	BLB-5405-10-0115.18	2710	BLB-5405-10-0115.27
 Gold	1800	BLB-5405-20-0115.18	2710	BLB-5405-20-0115.27
 Bronze	1800	BLB-5405-40-0115.18	2710	BLB-5405-40-0115.27
 Whitewashed oak	1800	BLB-5405-80-0100.18	2710	BLB-5405-80-0100.27
 Snow oak	1800	BLB-5405-80-0150.18	2710	BLB-5405-80-0150.27
 Polar oak	1800	BLB-5405-80-0200.18	2710	BLB-5405-80-0200.27
 Smoky oak	1800	BLB-5405-80-0250.18	2710	BLB-5405-80-0250.27
 Cappuccino oak	1800	BLB-5405-80-0300.18	2710	BLB-5405-80-0300.27
 Natural oak	1800	BLB-5405-80-0350.18	2710	BLB-5405-80-0350.27
 Light oak	1800	BLB-5405-80-0400.18	2710	BLB-5405-80-0400.27
 Oak peach	1800	BLB-5405-80-0430.18	2710	BLB-5405-80-0430.27
 Spanish oak	1800	BLB-5405-80-0450.18	2710	BLB-5405-80-0450.27
 Rustic oak	1800	BLB-5405-80-0650.18	2710	BLB-5405-80-0650.27
 Bourbon walnut	1800	BLB-5405-80-0800.18	2710	BLB-5405-80-0800.27
 Oak prestige	1800	BLB-5405-80-0850.18	2710	BLB-5405-80-0850.27
 Wenge light	1800	BLB-5405-80-0900.18	2710	BLB-5405-80-0900.27




ANGLE SHAPES AND FINISHING SHAPES

Angle shapes are used for connecting any materials at a 90-degree angle to reinforce and to protect all vertical and horizontal outer corners of building facades, doorway and window openings.


Universal finishing shapes are employed for exterior finishing of different parts made of various materials. Braz Line aluminum shapes are easy to use and process, they are safe and environmentally friendly.

ANGLE SHAPES AND FINISHING SHAPES

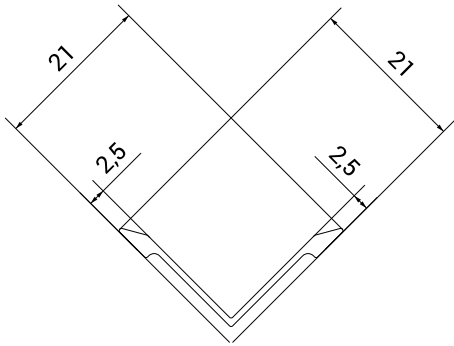


Interior angle shape 21 mm x 21 mm




- Dimensions:** 21 mm x 21 mm
- Shape:** equal angle
- Special features:** used for 90-degree angle
- Application area:** internal connections of any materials at a 90-degree angle
- Intended use:** to finish and protect interior joints of any materials at a 90-degree angle




Example of installation




Outline of profile

Color/texture	Length, mm	Order code
 Silver	2710	BLB-5504-10-0115.27
 Gold	2710	BLB-5504-20-0115.27
 Bronze	2710	BLB-5504-40-0115.27

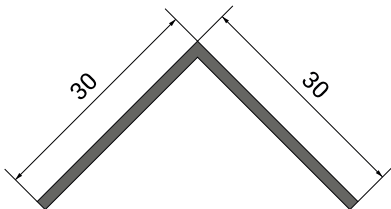
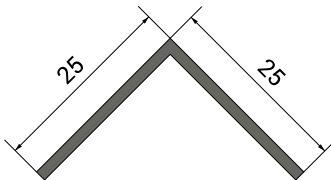
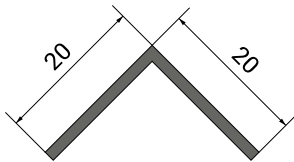
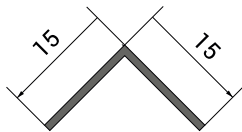
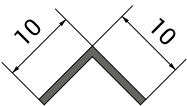


Universal finishing shapes

Shape: equal
Special features: used for 90-degree angle
Application area: connections of any materials at a 90-degree angle
Intended use: to finish and protect interior joints of any materials at a 90-degree angle






Example of installation





Outline of profile




10 mm x 10 mm x 1 mm

Color/texture	Length, mm	Order code
 Silver	2710	BLB-5505-10-0115.27
 Gold	2710	BLB-5505-20-0115.27
 Silver	1000	BLB-5505-10-0115.10



15 mm x 15 mm x 1 mm

Color/texture	Length, mm	Order code
 Silver	2710	BLB-5506-10-0115.27
 Gold	2710	BLB-5506-20-0115.27



20 mm x 20 mm x 1,5 mm


Color/texture	Length, mm	Order code
 Silver	2710	BLB-5501-10-0115.27
 Gold	2710	BLB-5501-20-0115.27
 Gold	1000	BLB-5501-20-0115.10
Without cover	1000	BLB-5501-00-0000.10

25 mm x 25 mm x 1,5 mm

Color/texture	Length, mm	Order code
 Silver	2710	BLB-5502-10-0115.27
 Gold	2710	BLB-5502-20-0115.27
Without cover	1000	BLB-5502-00-0000.10

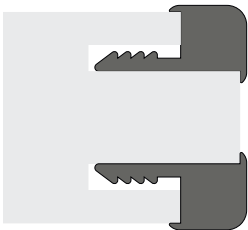
30 mm x 30 mm x 1,5 mm

Color/texture	Length, mm	Order code
 Silver	2710	BLB-5503-10-0115.27
 Gold	2710	BLB-5503-20-0115.27

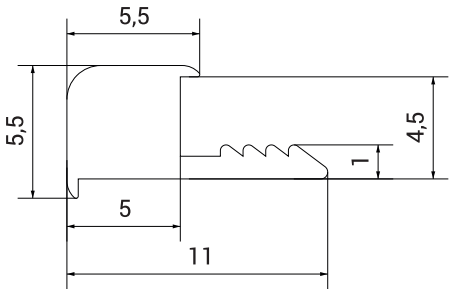


Finishing angle shape
5,5 mm x 5,5 mm




Dimensions: 11 mm x 5,5 mm
Shape: with oval visible surface
Special features: with corrugated mounting element placed into the groove. For better contact, the groove should be filled with binding substance
Application area: exterior angles of the parts made of wood-based materials
Intended use: to finish and protect exterior angles of the parts made of wood-based materials




Example of installation



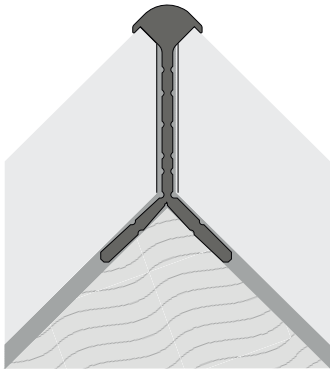
Outline of profile

Color/texture	Length, mm	Order code
 Silver	2710	BLF-6101-10-0115.27
 Bronze	2710	BLF-6101-40-0115.27
 Black	2710	BLF-6101-50-0115.27

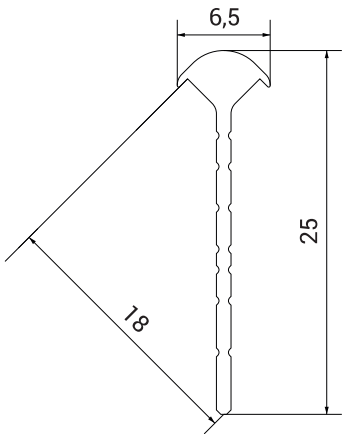


Finishing shape for connecting tile at a 45-degree angle




- Dimensions:** 6,5 mm x 25 mm
- Shape:** with oval visible surface
- Special features:** with punched mounting element to adjust the shape for different heights of flooring
- Application area:** angle joints of any materials
- Intended use:** to finish and protect angle joints of any materials



Example of installation



Outline of profile


Color/texture		Length, mm	Order code
	Silver	2700	BLF-6102-10-0115-F.27
	Gold	2700	BLF-6102-20-0115-F.27
	Bronze	2700	BLF-6102-40-0115-F.27
Without cover		2700	BLF-6102-00-0000-F.27



SLIPPAGE AND DIRT PROTECTION SHAPES

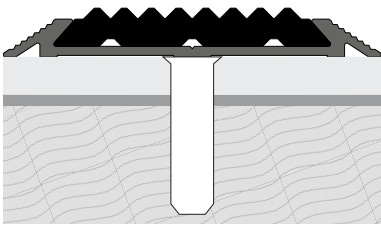
The slippage and dirt protection system is a combination of an aluminum threshold base and the rubber inserts that prevent dirt from coming onto the surfaces of carpets, tiles or flooring, and provide protection from slippage.

The Braz Line slippage and dirt protection system is unique as it is made of separate component shapes thus making it possible to arrange carpets of different sizes and for different surfaces.

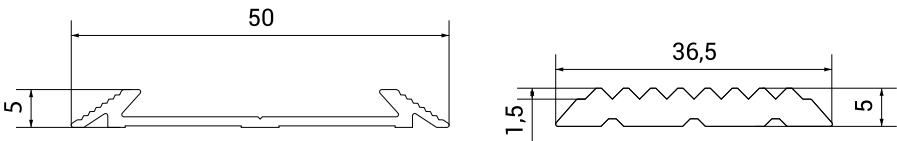


One level slipage protection shape

Dimensions: 50 mm x 5 mm
(with rubber insert 50 mm x 6,5 mm)
Shape: corrugated
Special features: with corrugated zones and rubber insert
Application area: flat surfaces with any covering
Intended use: on flat surfaces with any covering to prevent slippage




Example of installation



Outline of profile

Color/texture	Length, mm	Order code
Without cover	1000	BLB-5112-00-0015.10
Without cover	2000	BLB-5112-00-0015.20
Without cover	3000	BLB-5112-00-0015.30



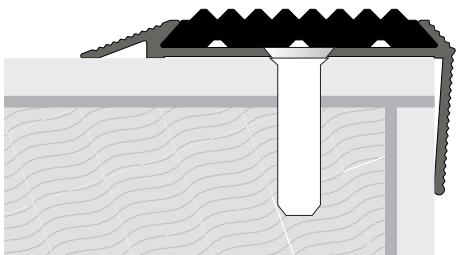
Staircase slippage protection shape

Dimensions: 50 mm x 23 mm
(with rubber insert 50 mm x 24,5 mm)

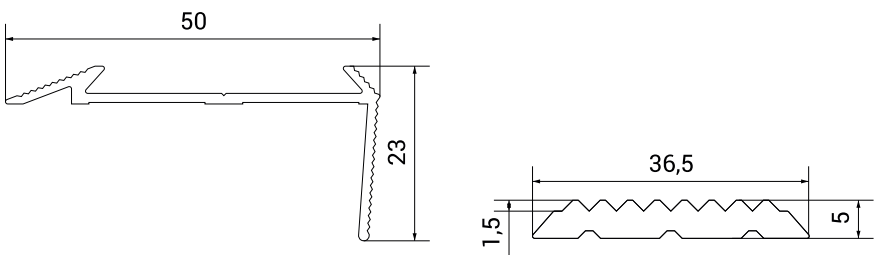
Shape: corrugated

Special features: with corrugated zones and rubber insert

Application area: at staircase outer angles to prevent slippage




Example of installation



Outline of profile

Color/texture	Length, mm	Order code
Without cover	1000	BLB-5306-00-0015.10
Without cover	2000	BLB-5306-00-0015.20
Without cover	3000	BLB-5306-00-0015.30



System components

- Shape:** corrugated
- Special features:** made as separate component shapes to arrange for different carpet sizes
- Application area:** entrance lobby
- Intended use:** in entrance lobbies on flat surfaces with any covering to prevent slippage and dirt



Example of system as a separate carpet




Example of the system imbedded into the glazed tile flooring



Example of system as a carpet connected with glazed tile flooring



Example of installation



System components

Shape: corrugated
Special features: made as separate component shapes to arrange for different carpet sizes
Application area: entrance lobby
Intended use: in entrance lobbies on flat surfaces with any covering to prevent slippage and dirt

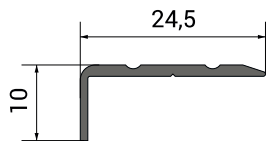
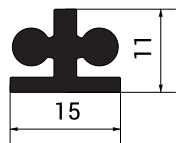
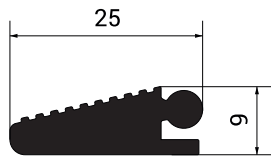
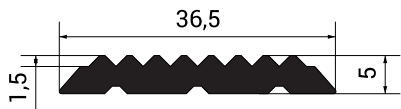
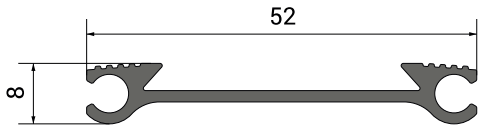
Color/texture	Length, mm	Order code
Without cover	1000	BLB-5601-00-0015.10
Without cover	2000	BLB-5601-00-0015.20
Without cover	3000	BLB-5601-00-0015.30

Color/texture	Length, mm	Order code
Black (shape material - rubber)	1000	BLA-5101-00-0000.10
	2000	BLA-5101-00-0000.20
	3000	BLA-5101-00-0000.30

Color/texture	Length, mm	Order code
Black (shape material - rubber)	1000	BLA-5606-00-0000.10
	2000	BLA-5606-00-0000.20
	3000	BLA-5606-00-0000.30

Color/texture	Length, mm	Order code
Black (shape material - rubber)	1000	BLA-5602-00-0000.10
	2000	BLA-5602-00-0000.20
	3000	BLA-5602-00-0000.30

Extra shapes
Staircase shape 24,5 mm x 10 mm corrugated (see page 22)






COVE BASES

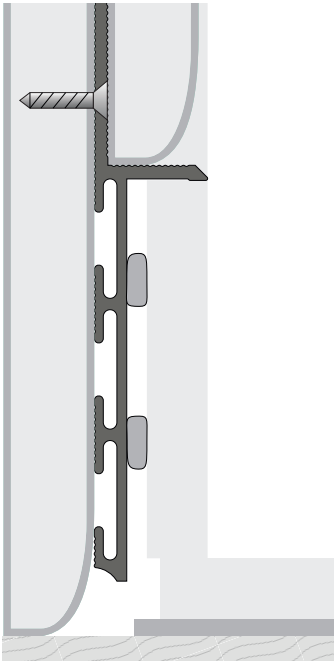
Cove bases (plinths) are installed along the base of an interior wall where the wall meets the floor concealing the cracks between them and decorating the room. Aluminum cove bases are capable of sustaining extreme moisture and temperature drops.

Braz Line cove bases not only protect the cracks between walls and flooring from mildew, but also render the room an esthetically accomplished look.

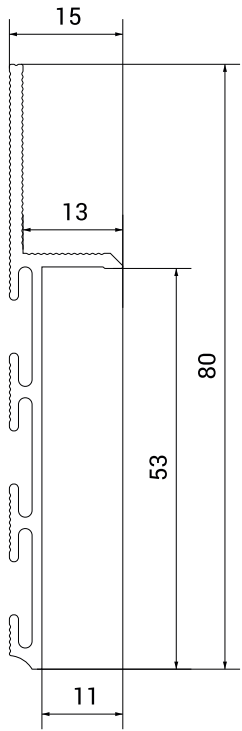


Concealed threshold 80 mm


- Dimensions:** 80 mm x 15 mm
- Shape:** corrugated
- Special features:** with corrugated mounting element and openings
- Application area:** angle between wall and flooring
- Intended use:** to finish modern style premises and doorways without jamb lining














Example of installation



Outline of profile

Color/texture		Length, mm	Order code
	Silver	2710	BLW-3104-10-0115-3.27
	No coating	2710	BLW-3104-00-0100-3.27



Color/texture	Length, mm	Order code
 Silver	2710	BLW-3102-10-0115-27
 Whitewashed oak	2710	BLW-3102-80-0100-27
 Snow oak	2710	BLW-3102-80-0150-27
 Polar oak	2710	BLW-3102-80-0200-27
 Smoky oak	2710	BLW-3102-80-0250-27
 Cappuccino oak	2710	BLW-3102-80-0300-27
 Light oak	2710	BLW-3102-80-0400-27
 Spanish oak	2710	BLW-3102-80-0450-27
 Rustic oak	2710	BLW-3102-80-0650-27
 Bourbon walnut	2710	BLW-3102-80-0800-27
 Wenge light	2710	BLW-3102-80-0900-27

Mounted cove base 40 mm

Dimensions: 40 mm x 11 mm

Shape: corrugated

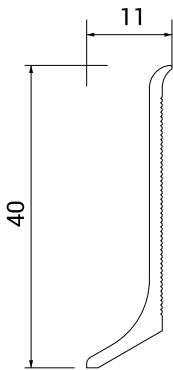
Special features: with corrugated rear surface

Application area: cracks between wall and flooring

Intended use: to finish rooms, in particular, to conceal cracks between walls and flooring















Example of installation



Outline of profile

COVE BASES



Color/texture	Length, mm	Order code
 Silver	2710	BLW-3103-10-0115-27
 Whitewashed oak	2710	BLW-3103-80-0100-27
 Snow oak	2710	BLW-3103-80-0150-27
 Polar oak	2710	BLW-3103-80-0200-27
 Smoky oak	2710	BLW-3103-80-0250-27
 Cappuccino oak	2710	BLW-3103-80-0300-27
 Light oak	2710	BLW-3103-80-0400-27
 Spanish oak	2710	BLW-3103-80-0450-27
 Rustic oak	2710	BLW-3103-80-0650-27
 Bourbon walnut	2710	BLW-3103-80-0800-27
 Wenge light	2710	BLW-3103-80-0900-27

Mounted cove base 60 mm

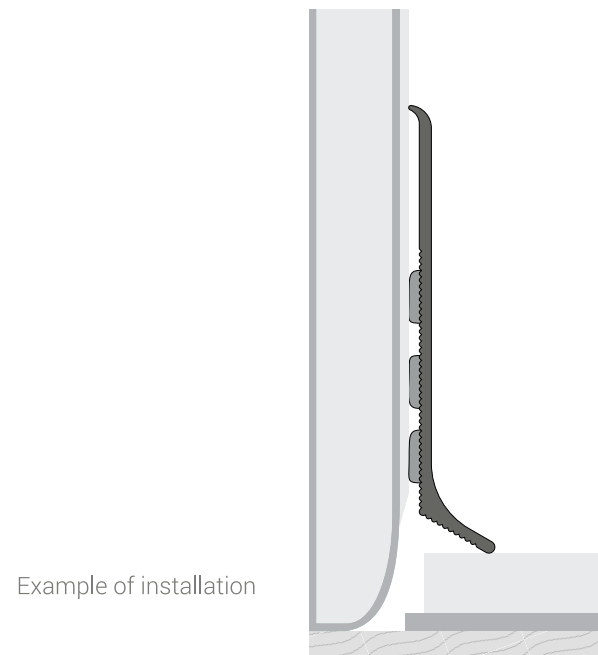
Dimensions: 60 mm x 11 mm

Shape: corrugated

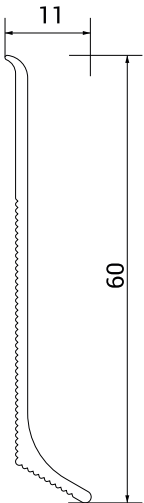
Special features: with corrugated rear surface

Application area: cracks between walls and flooring


Intended use: to finish rooms, in particular, to conceal cracks between walls and flooring














Example of installation



Outline of profile



Color/texture	Length, mm	Order code
 Silver	2710	BLW-3103-100-001-10-0115-27
 Whitewashed oak	2710	BLW-3103-100-001-80-0100-27
 Snow oak	2710	BLW-3103-100-001-80-0150-27
 Polar oak	2710	BLW-3103-100-001-80-0200-27
 Smoky oak	2710	BLW-3103-100-001-80-0250-27
 Cappuccino oak	2710	BLW-3103-100-001-80-0300-27
 Light oak	2710	BLW-3103-100-001-80-0400-27
 Spanish oak	2710	BLW-3103-100-001-80-0450-27
 Rustic oak	2710	BLW-3103-100-001-80-0650-27
 Bourbon walnut	2710	BLW-3103-100-001-80-0800-27
 Wenge light	2710	BLW-3103-100-001-80-0900-27

Mounted cove base 80 mm

Dimensions: 80 mm x 12 mm

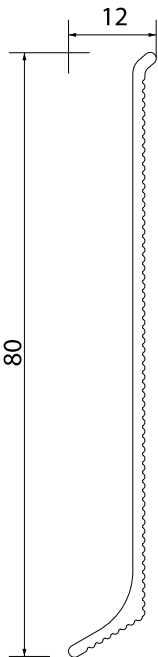
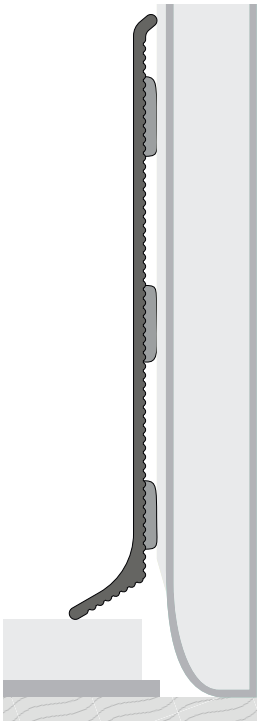
Shape: corrugated

Special features: with corrugated rear surface


Application area: cracks between walls and flooring

Intended use: to finish rooms, in particular, to conceal cracks between walls and flooring

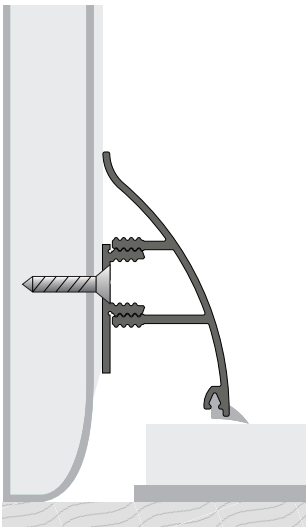
Example of installation



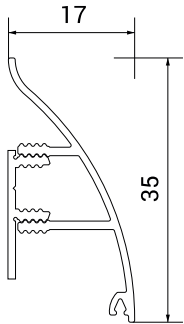
Outline of profile



Color/texture	Length, mm	Order code
 Silver	3000	BLW-3002-100-002-10-0115.30



Example of installation



Outline of profile

Concealed cove base 35 mm, bulged

Dimensions: 35 mm x 17 mm

Shape: smooth, bulged

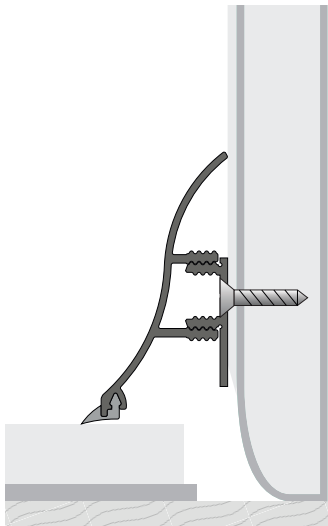
Special features: fixed on the inserts of the base shape. Smooth surface and bulged shape. Can be used for concealing the wiring

Application area: cracks between walls and flooring

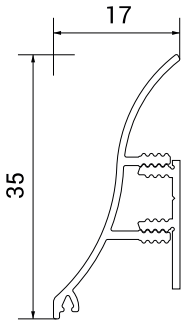
Intended use: to finish rooms, in particular, to conceal cracks between walls and flooring



Color/texture	Length, mm	Order code
 Silver	3000	BLW-3002-100-003-10-0115.30



Example of installation



Outline of profile

Concealed cove base 35 mm, convex

Dimensions: 35 mm x 17 mm

Shape: smooth, bulged

Special features: fixed on the inserts of the base shape. Smooth surface and convex shape. Can be used for concealing the wiring

Application area: cracks between walls and flooring

Intended use: to finish rooms, in particular, to conceal cracks between walls and flooring

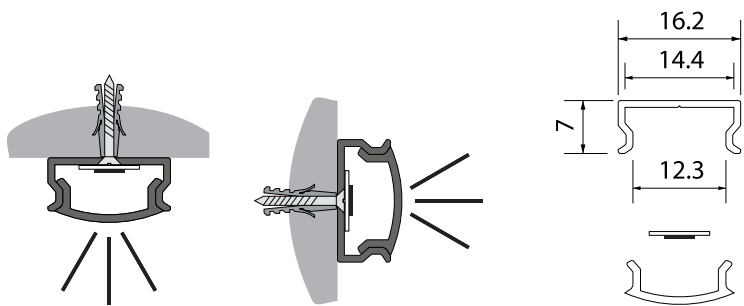


LED LIGHTING SHAPES TECHNICAL CATALOGUE

Today LED lighting becomes quite popular in interior decoration and finishing. Special sections and shapes are required to assemble, install and fix this type of lighting.

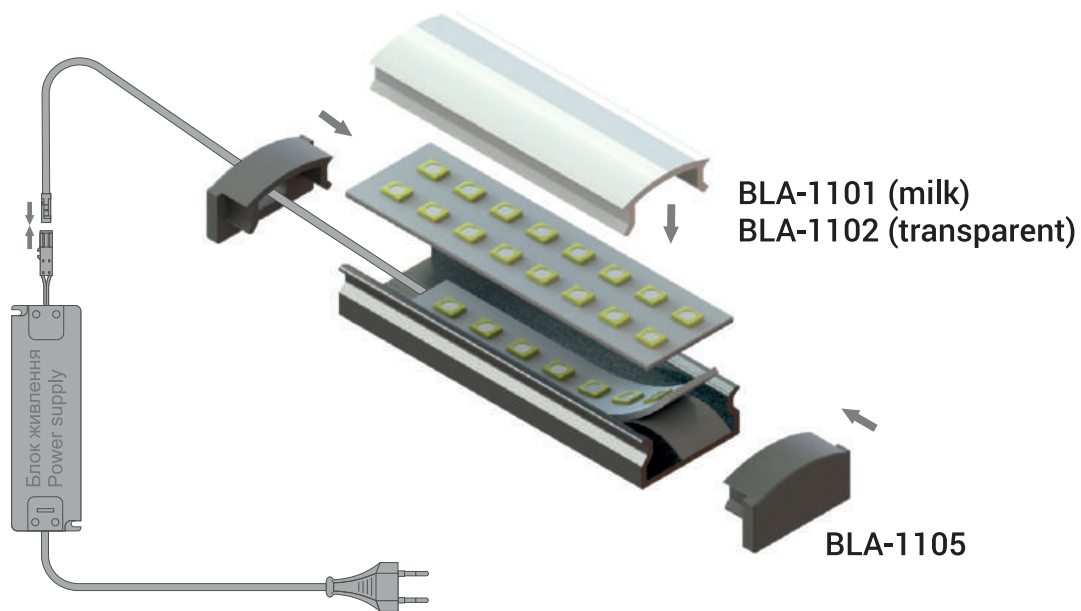
Aluminum shapes are the best choice for the purpose, as they are capable of sustaining heavy loads without breaking or deforming. Braz Line offers a wide range of LED lighting shapes for different areas and for different functions.

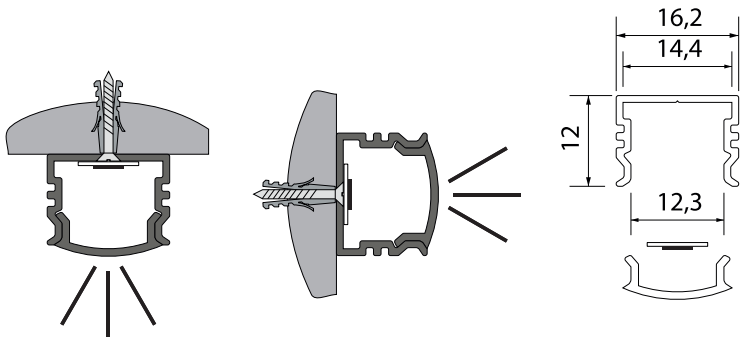
LED LIGHTING SHAPE



Mounted LED shape BLL.1009

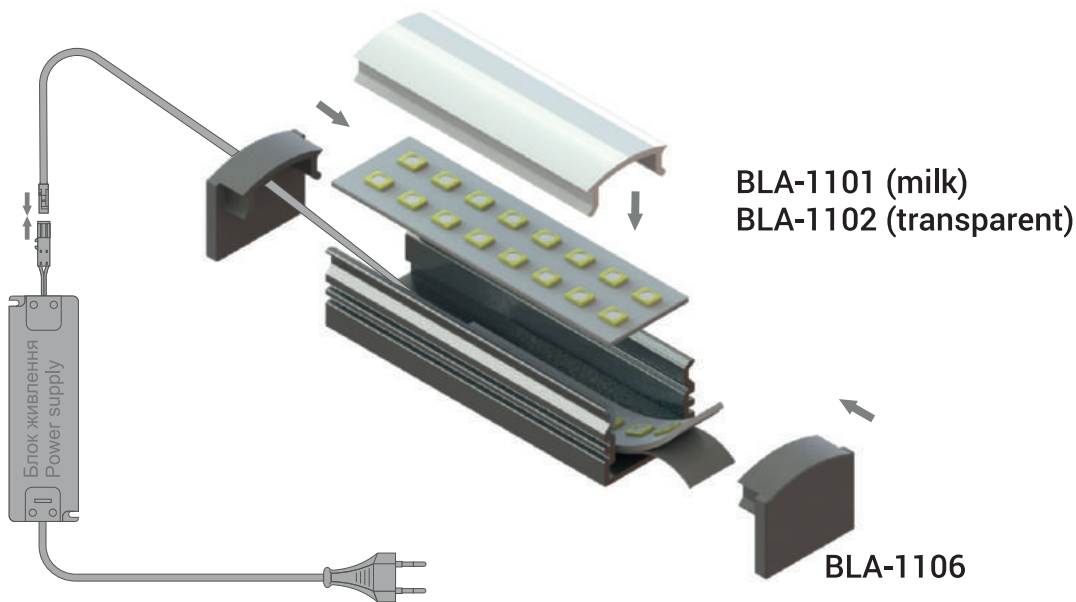
LED shape for interior use
LED strip/plate 14mm max



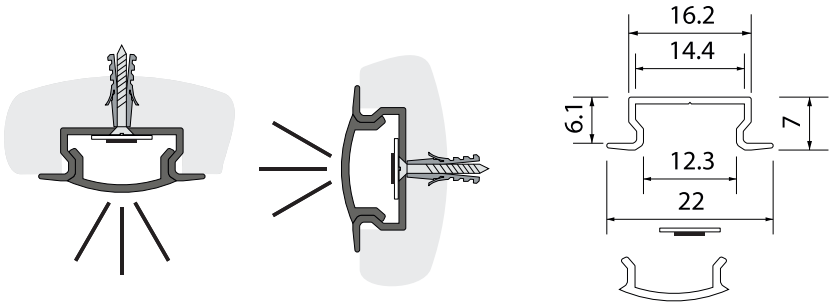


Mounted LED shape
BLL.1011

LED shape for interior use
LED strip/plate 14mm max

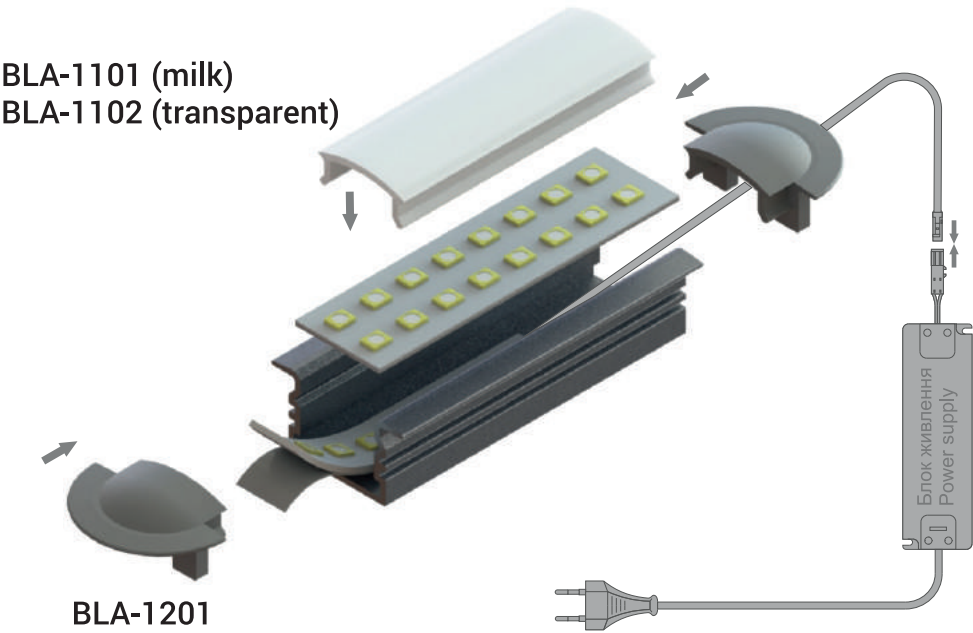


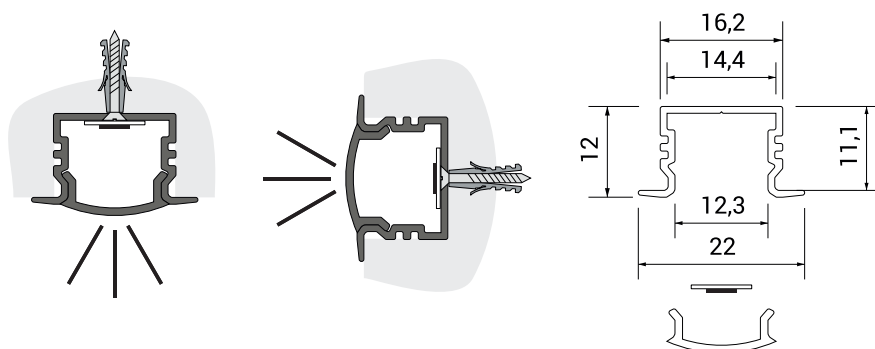
LED LIGHTING SHAPE



Flush LED shape BLL-1012

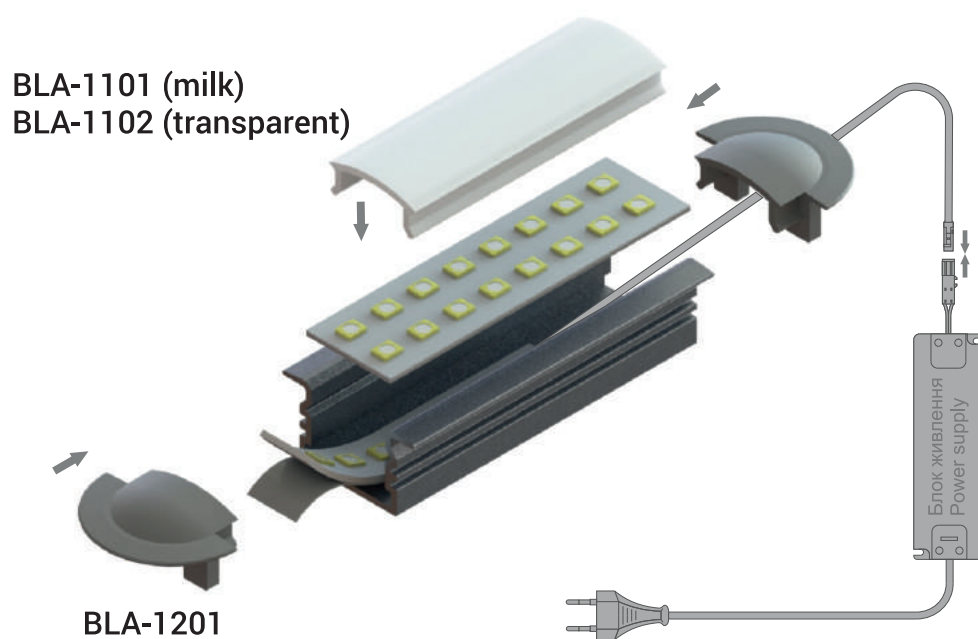
LED shape for interior use
LED strip/plate 14mm max





Flush LED shape BLL-1013

LED shape for interior use
LED strip/plate 14mm max

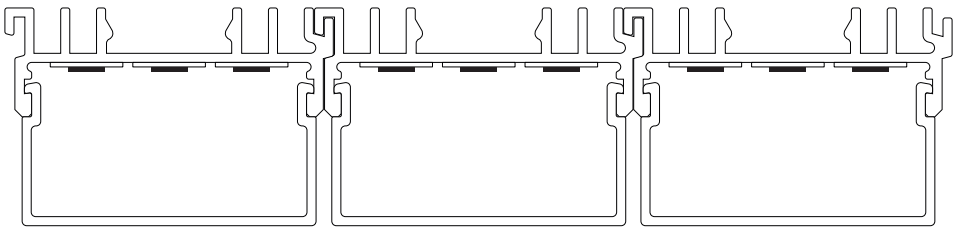
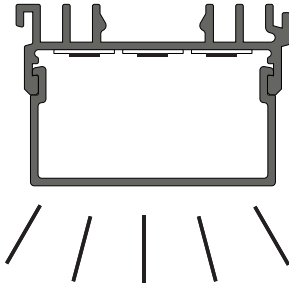
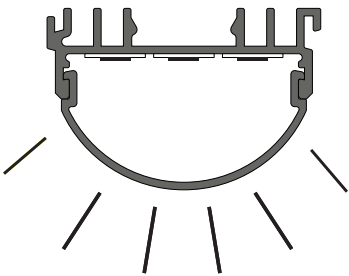
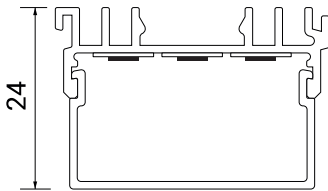
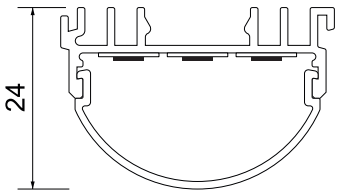
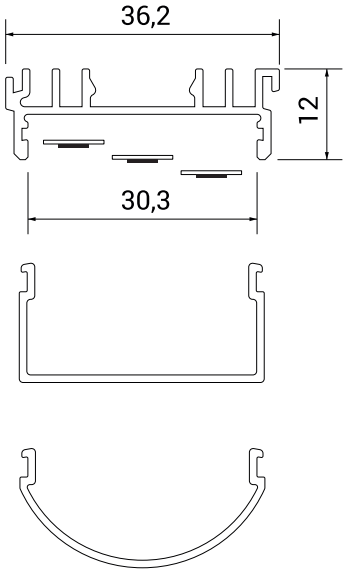


LED LIGHTING SHAPE



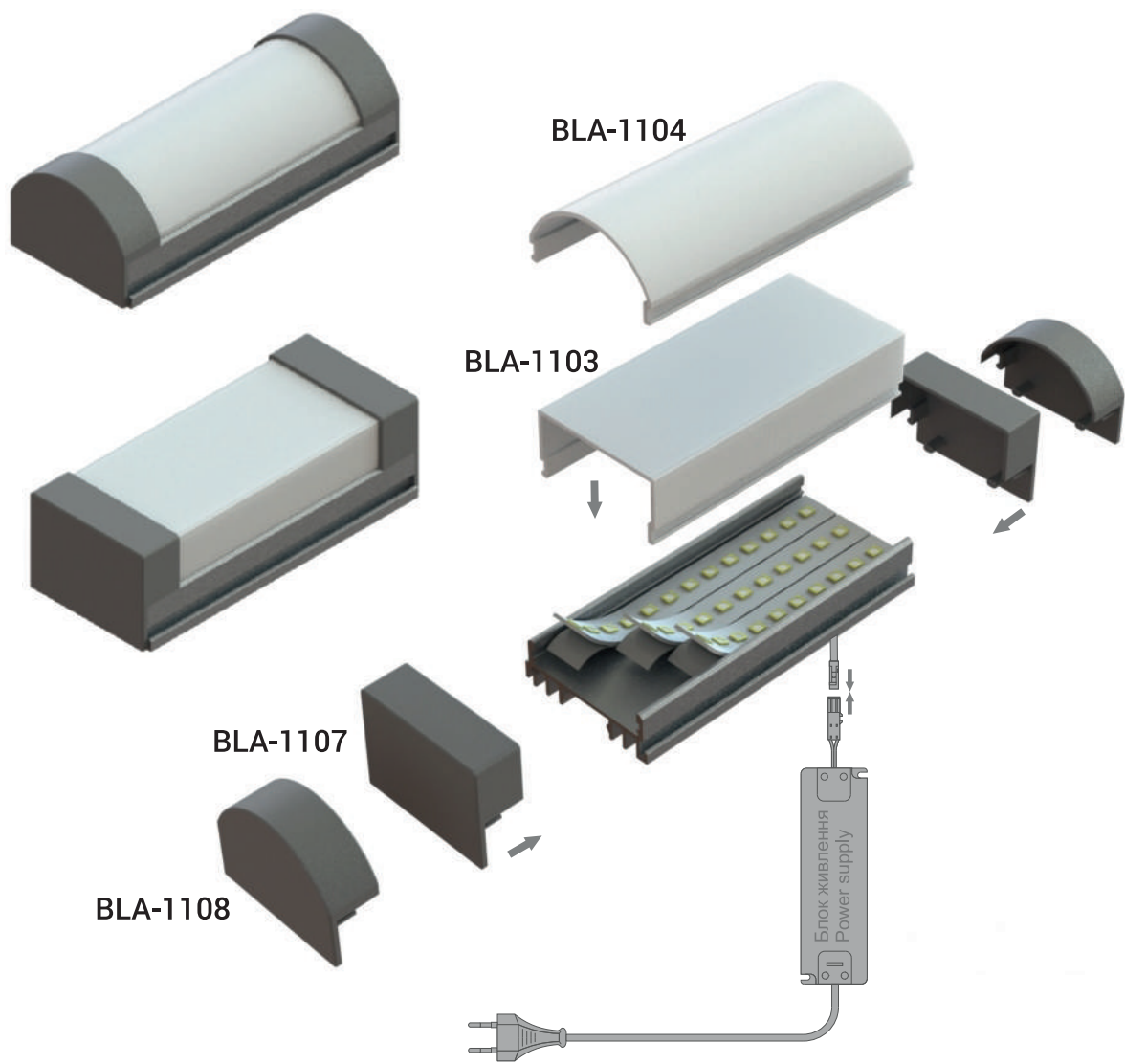
Mounted LED shape BLL-1102

LED shape for interior use
LED strip 3x10 mm / 2x14mm max

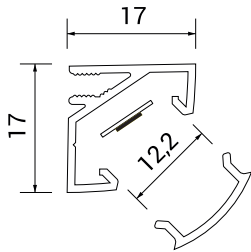
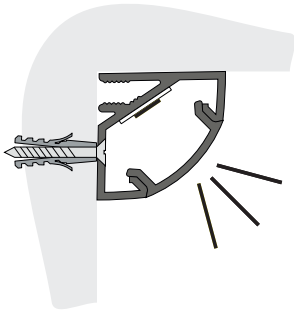


Example of installation

Mounted LED shape

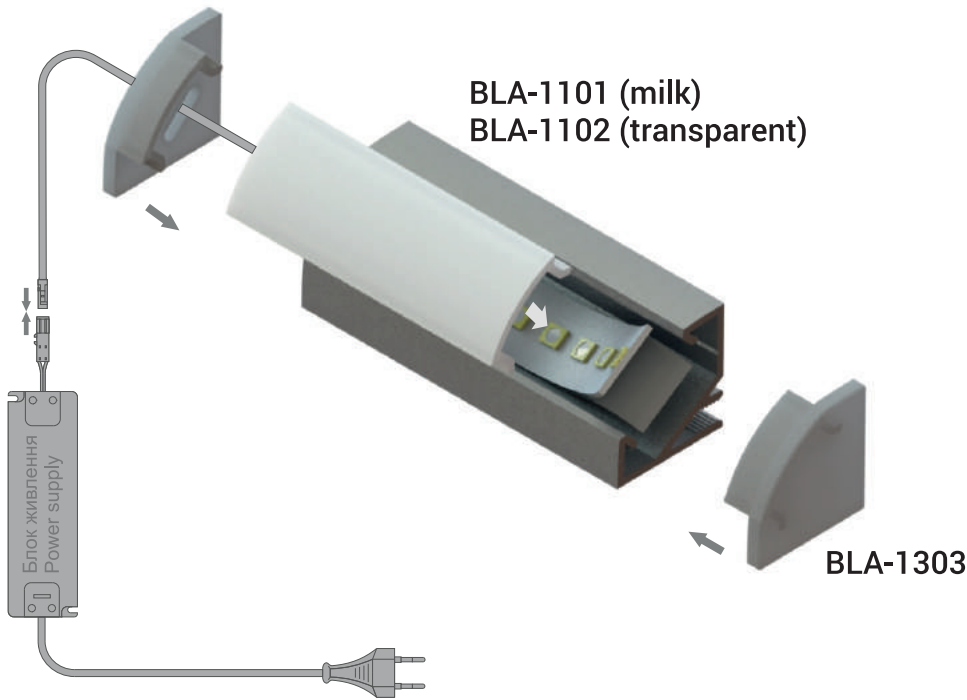


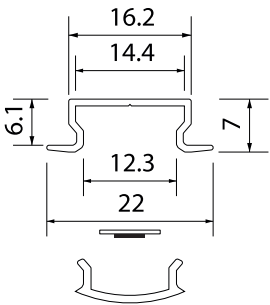
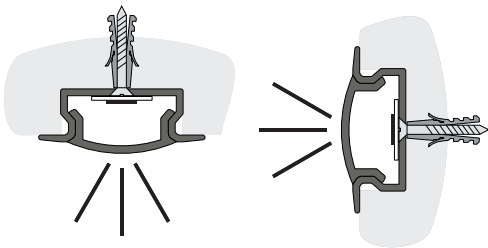
LED LIGHTING SHAPE



Angle LED shape BLL-1301

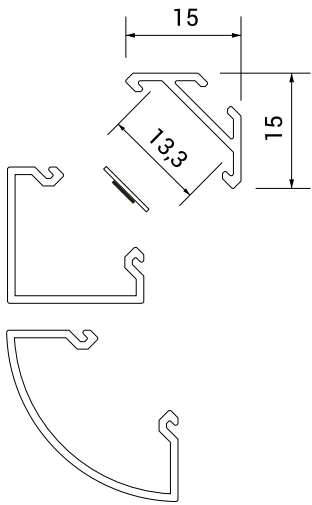
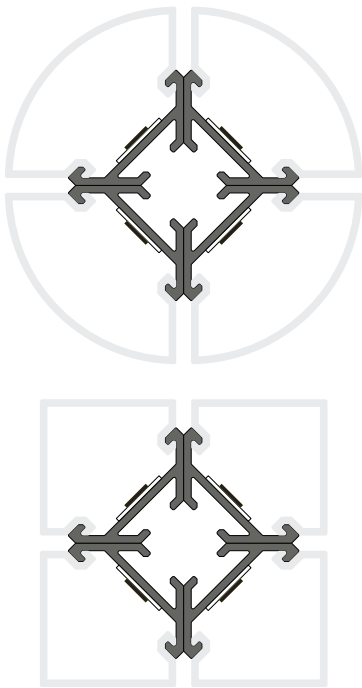
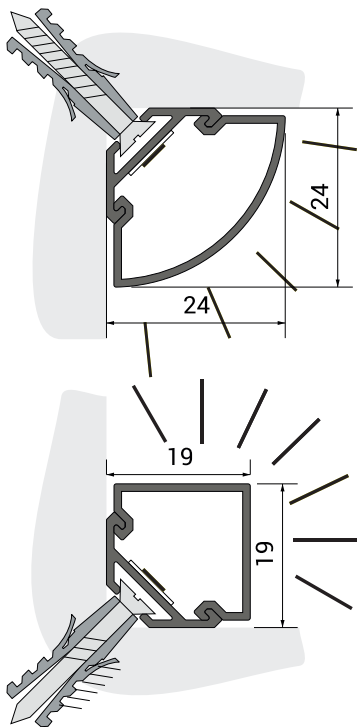
LED shape for interior use
LED strip 12 mm max





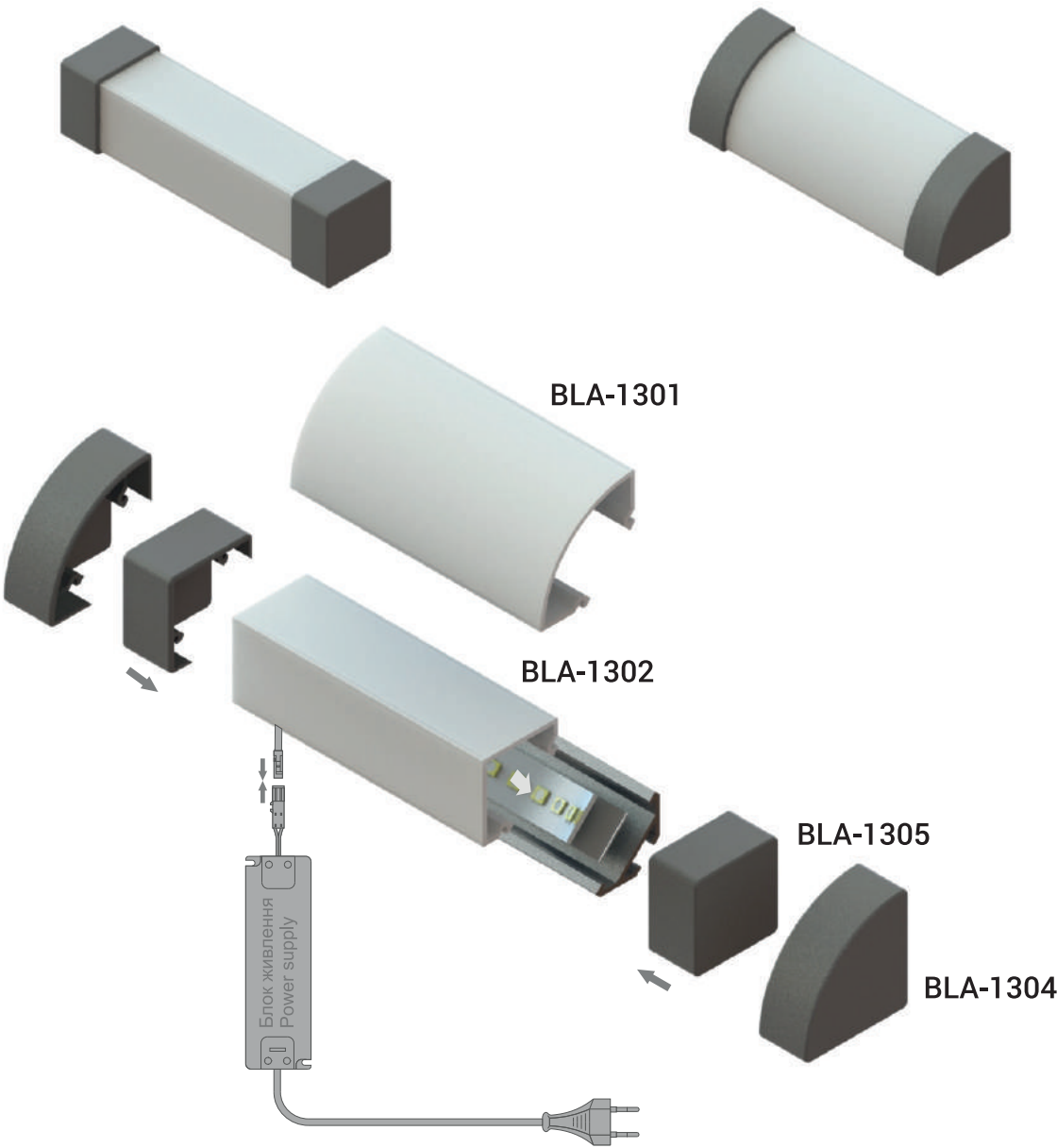
Angle LED shape
BLL-1302

LED shape for interior use
LED strip 12 mm max




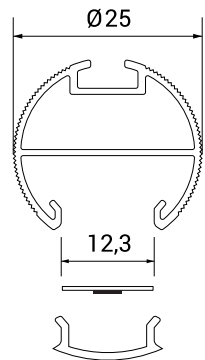
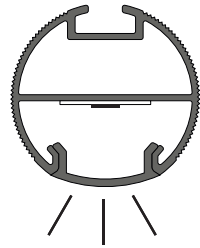
LED LIGHTING SHAPE

Angle LED shape



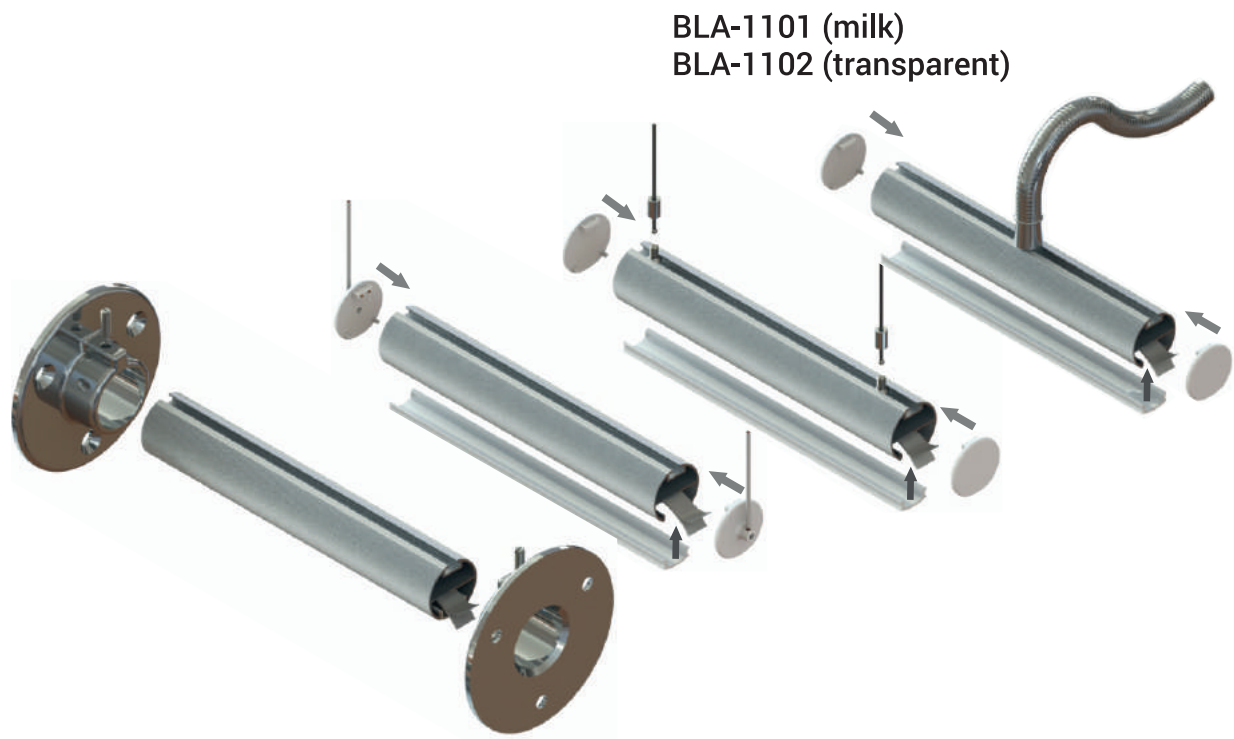
Angle LED shape

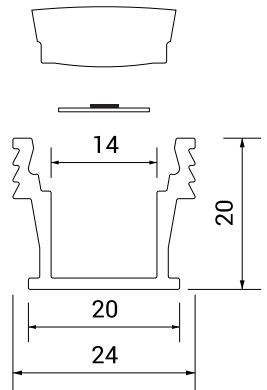
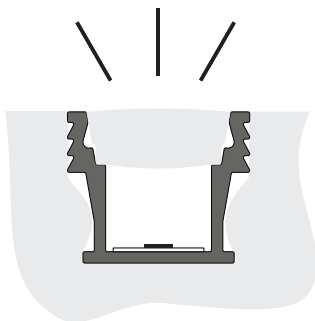





Special LED shape
BLL-1005


LED shape for interior use
LED strip/plate 20 mm max





Flush LED shape
BLL-1002

LED shape for interior use
LED strip/plate 14mm max

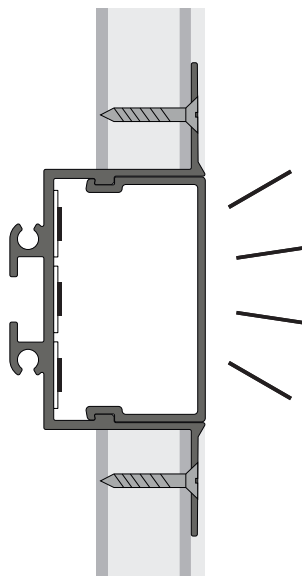
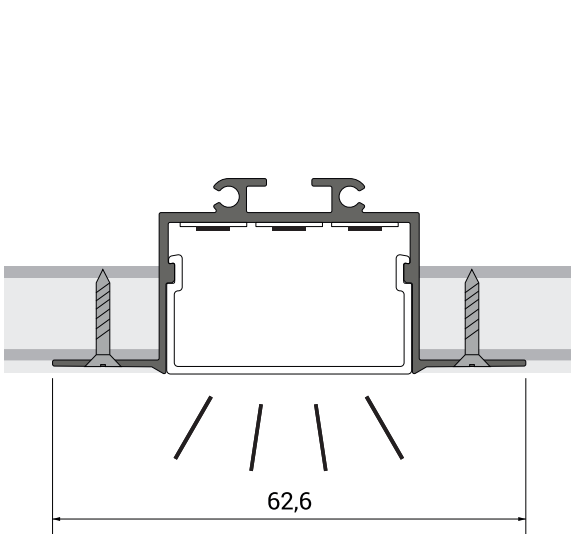
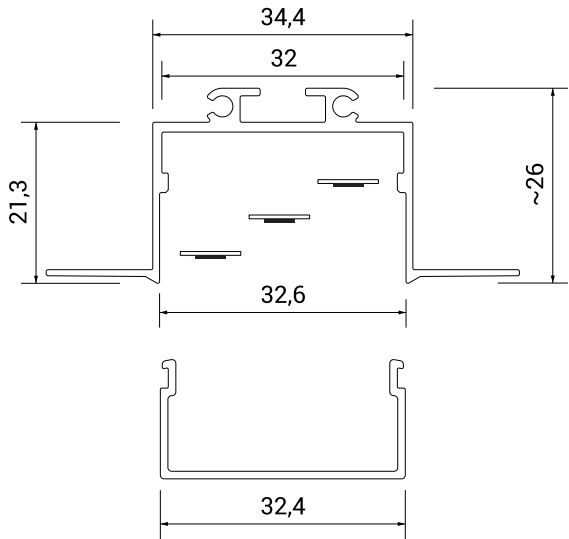


LED LIGHTING SHAPE




LED shape for finishing plaster BLL-1015

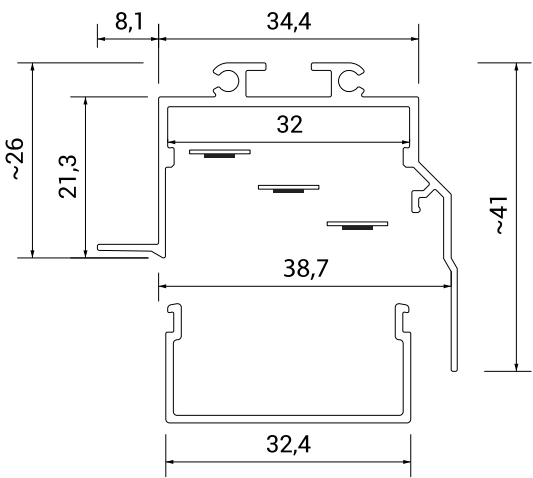
LED shape for interior use
LED strip 3x10 mm/2x14 mm max



LED shape for finishing plaster



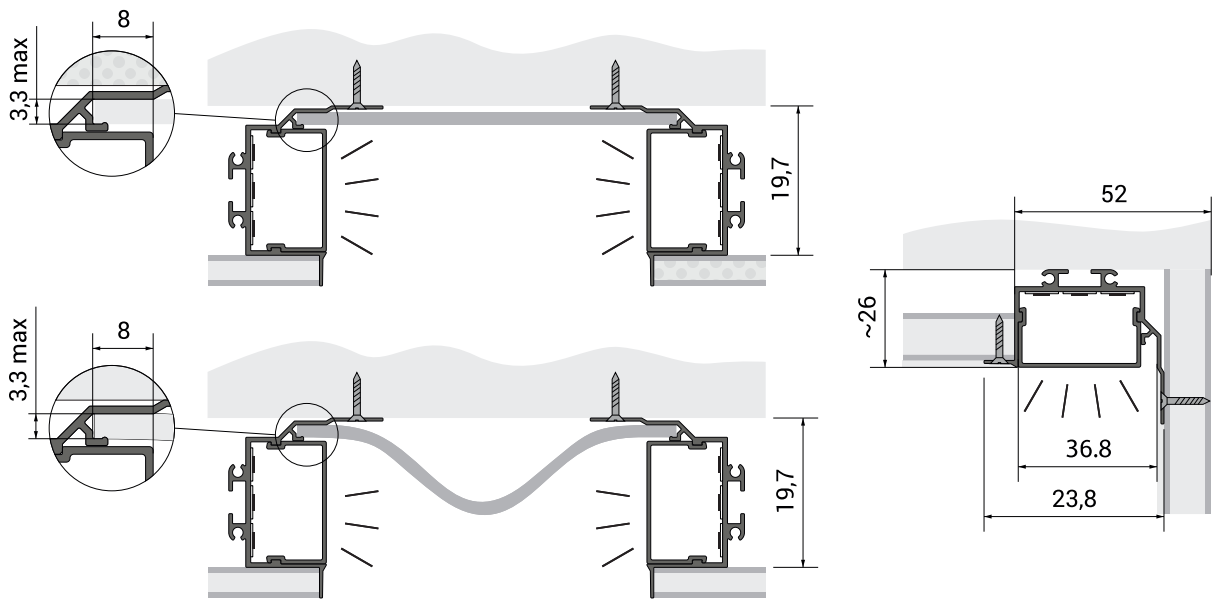
LED LIGHTING SHAPE




Angle LED shape for finishing plaster BLL-1014

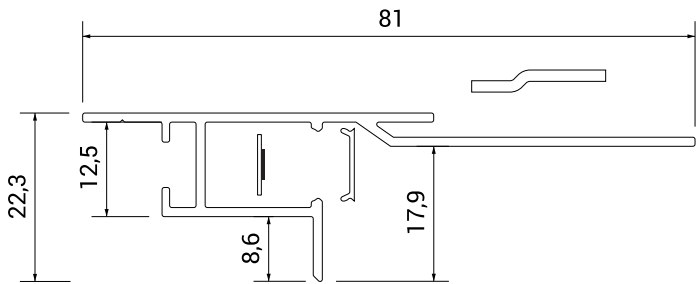

LED shape for interior use

LED strip 3x10 mm/2x14 mm max



Angle LED shape for finishing plaster

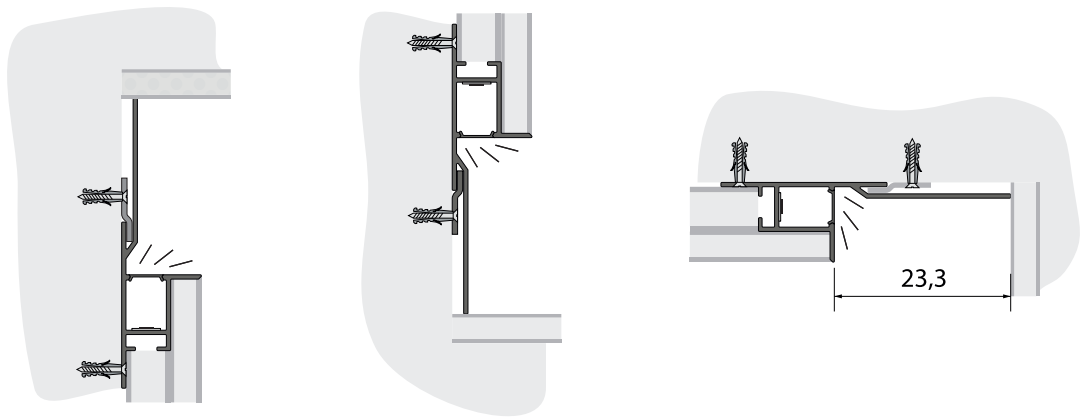




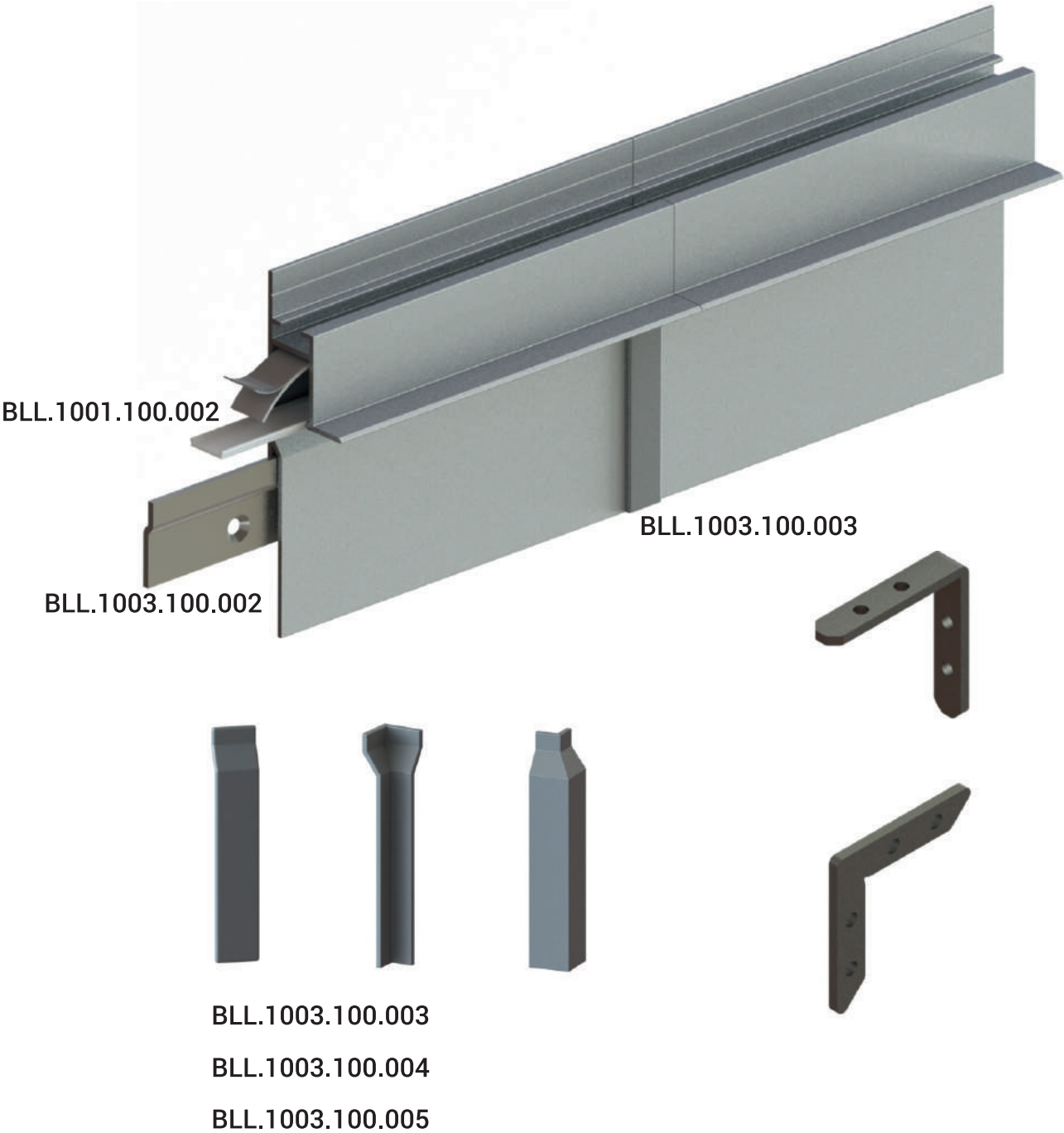
**Shape for eaves lighting
BLL-1003**

LED shape for interior use

LED strip 10 mm max



Shape for eaves lighting

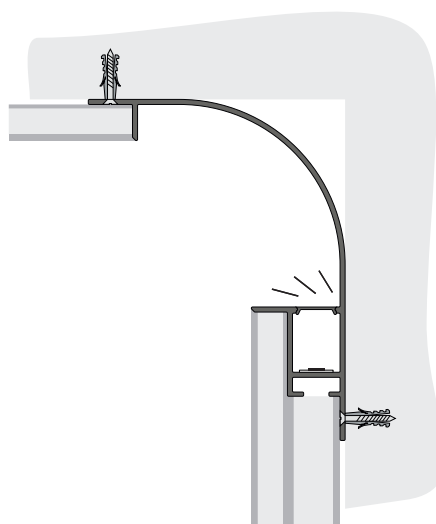
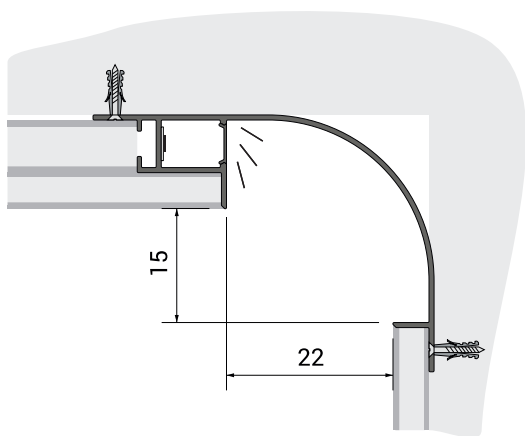
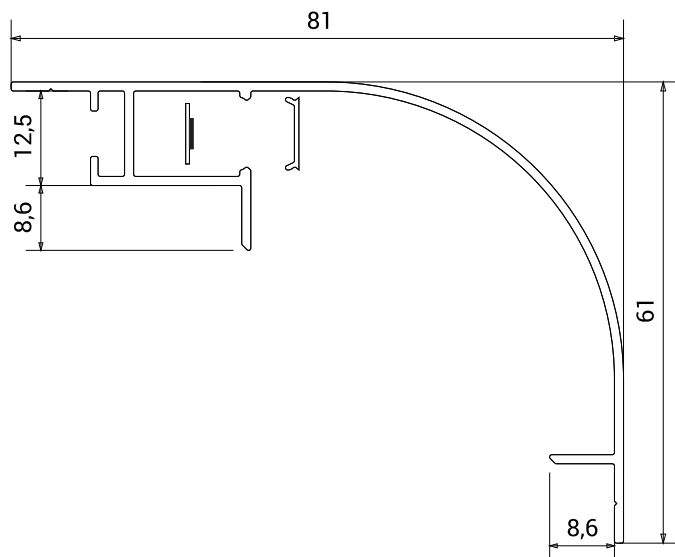




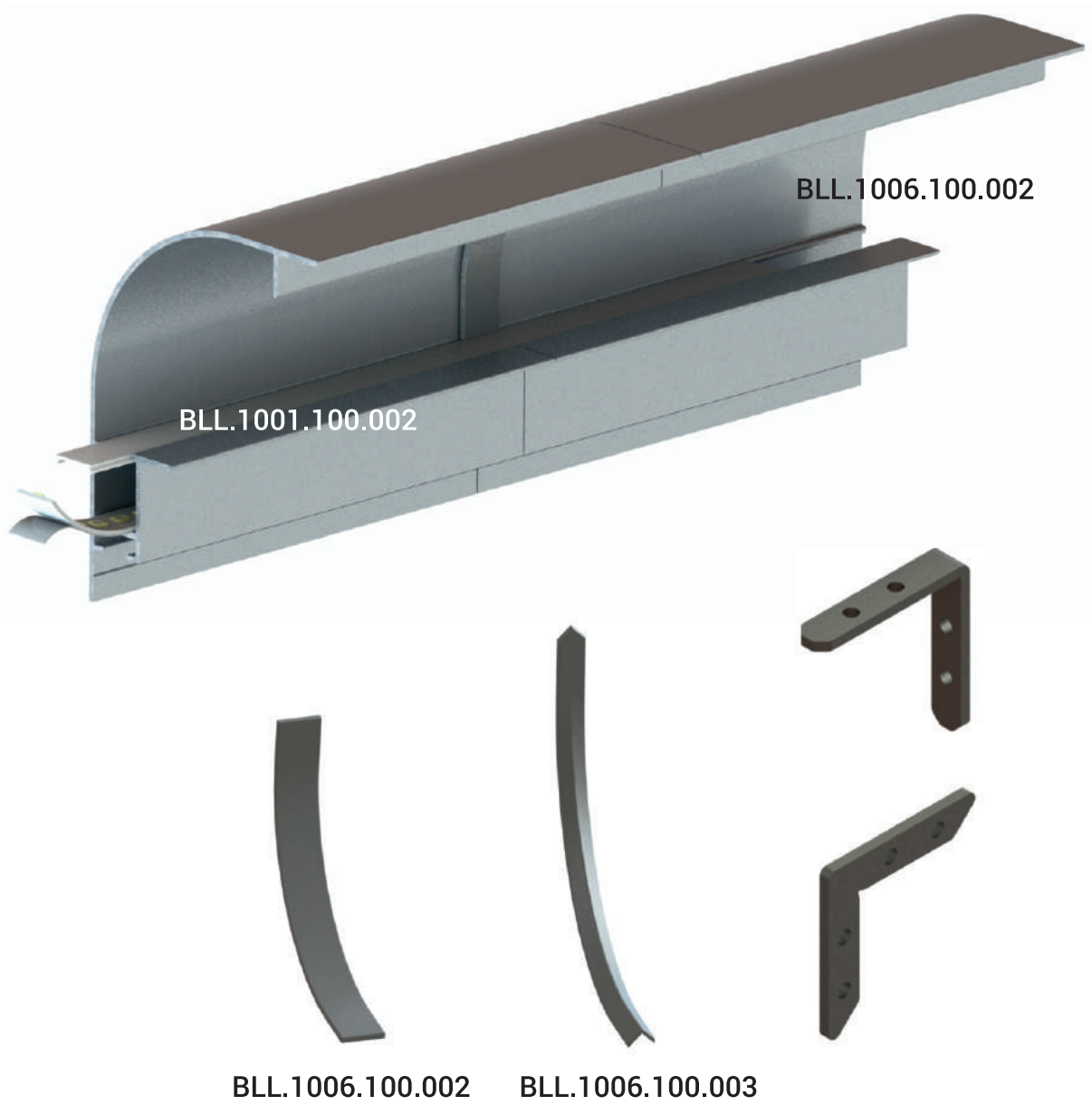
Shape for eaves lighting BLL-1006

LED shape for interior use

LED strip 10 mm max



Shape for eaves lighting

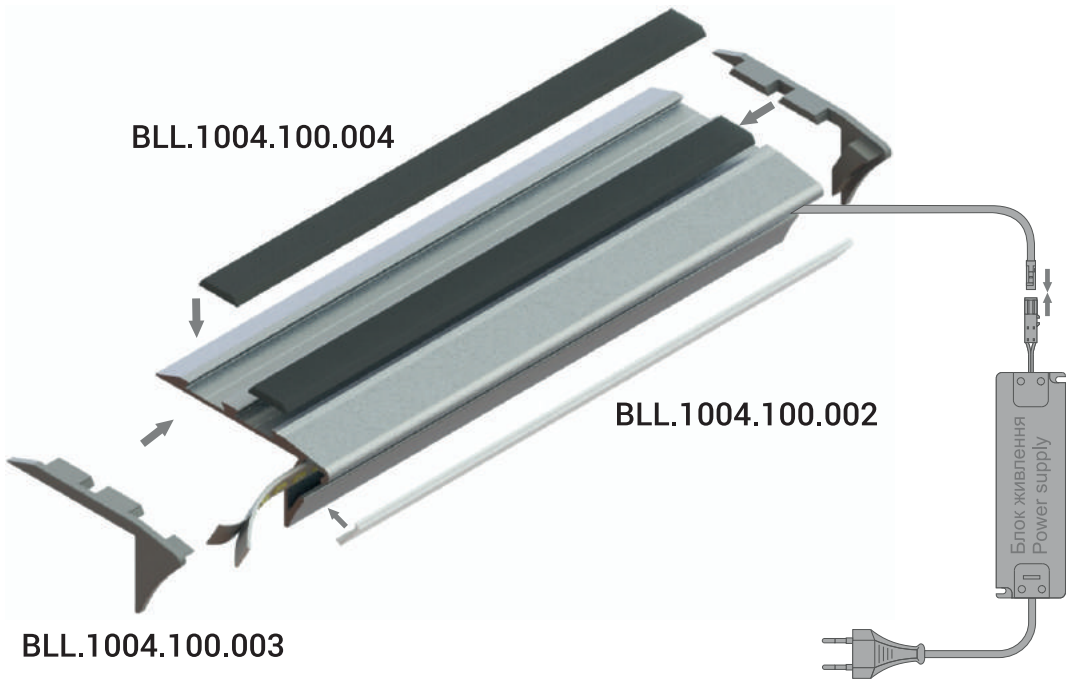
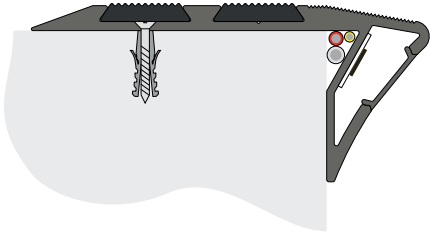
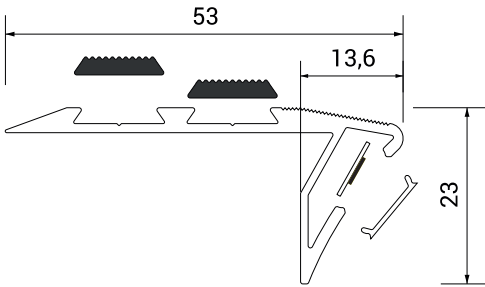


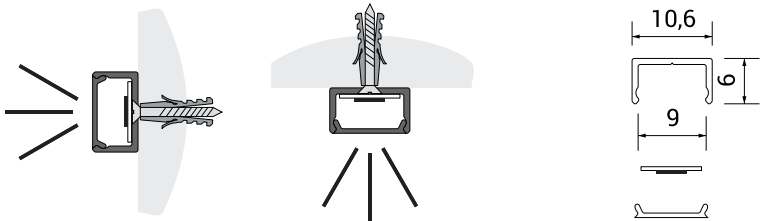
LED LIGHTING SHAPE



Staircase LED shape BLL-1004

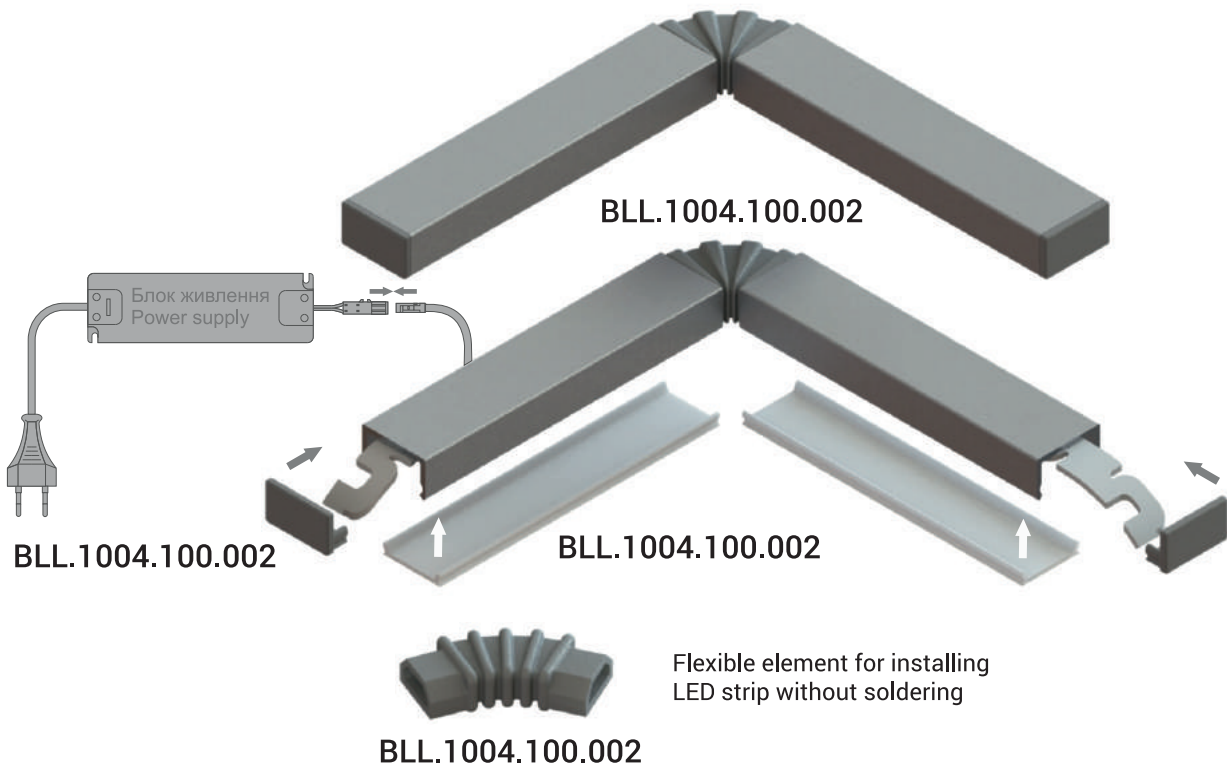
LED shape for interior use
LED strip 10 mm max





Super compact LED shape
BLL.1001

LED shape for interior use
LED strip tight 8 mm max



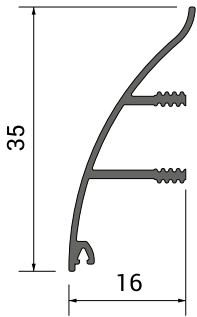


LED shape for wall boards
BLW.3002

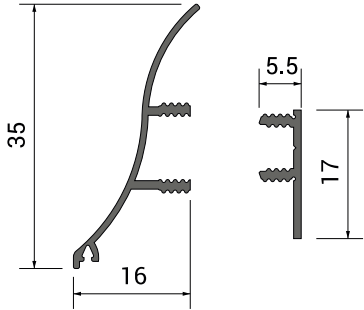
LED shape for interior use
LED strip 14 mm max



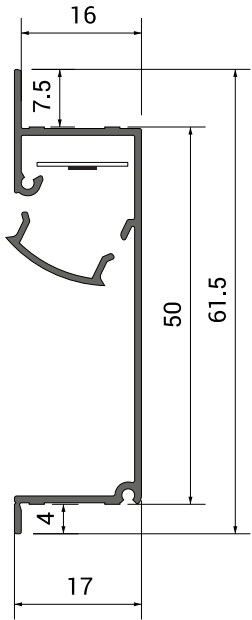
BLW.3002.100.004



BLW.3002.100.002



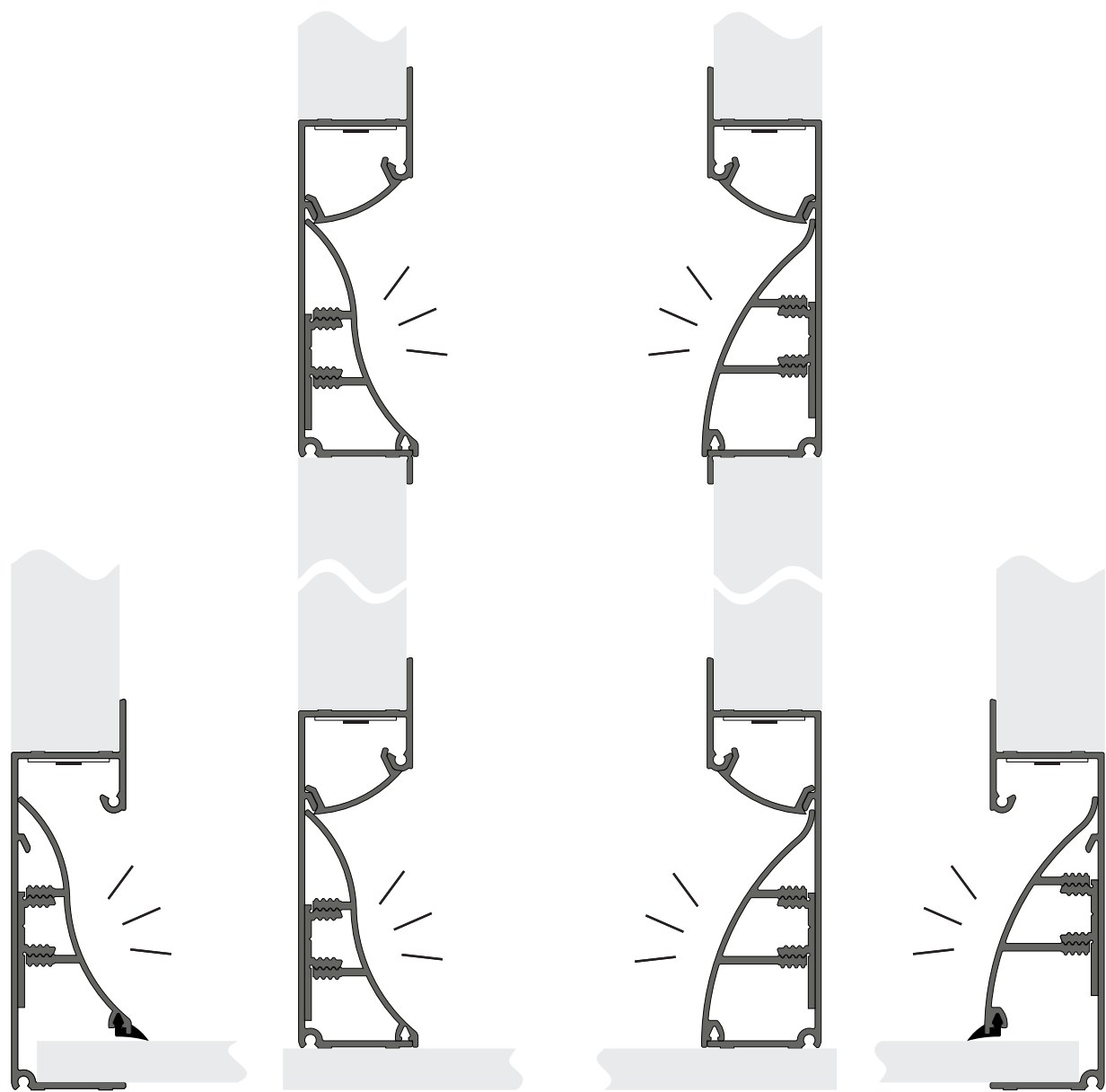
BLW.3002.100.003



BLW.3002.100.001

BLA-1101 (milk)
BLA-1102 (transparent)

LED shape for wall boards






SCREED BOARDS

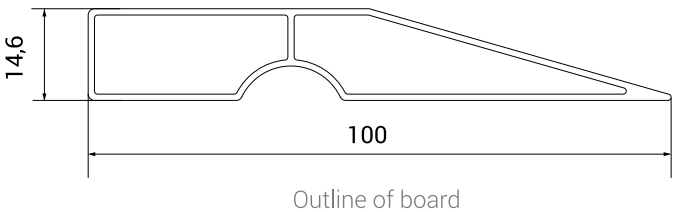
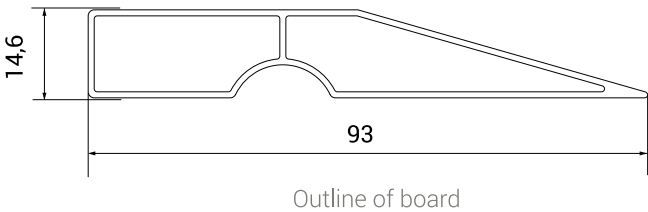
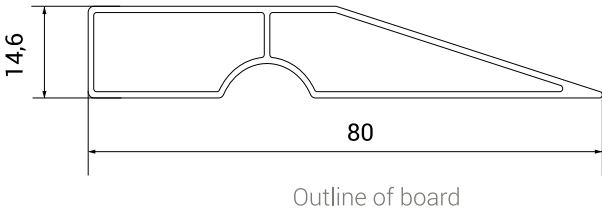
Construction aluminum screed board is needed to flatten surfaces - with their help masters leveling gypsum, lime or cement plaster on the walls, as well as a concrete mix on screed strips during the floor screed.

Aluminum screed boards are not prone to corrosion, they are light and strong. Braz Line's aluminum construction screed board are very easy to use, both for professional builders and for those who are facing repair for the first time.



Board -trapezium

Shape: trapezoidal
Special features: with a rigidity edge of 1 mm and wall thickness 1 mm
Application area: surface of walls and floors
Intended use: used to trim the plaster layer after it has grabbed

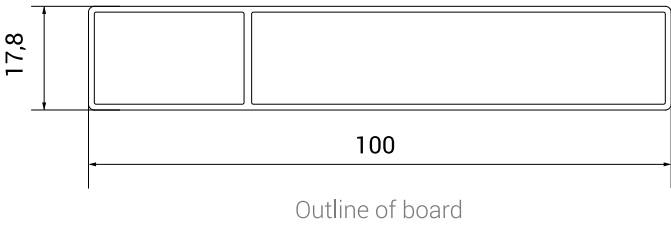


Color/texture	Length, mm	Height, mm	Order code
Without cover	1000	14,6	BLI-8101-10-0015.10
Without cover	1500	14,6	BLI-8101-10-0015.15
Without cover	2000	14,6	BLI-8101-10-0015.20
Without cover	2500	14,6	BLI-8101-10-0015.25
Without cover	3000	14,6	BLI-8101-10-0015.30



Rectangular board

Shape: rectangular
Special features: with a rigidity edge of 1,3 mm and wall thickness of 1 mm
Application area: surface of walls and floors
Intended use: used for leveling on horizontal and vertical surfaces



Color/texture	Length, mm	Height, mm	Order code
Without cover	1000	17,8	BLI-8102-10-0015.10
Without cover	1500	17,8	BLI-8102-10-0015.15
Without cover	2000	17,8	BLI-8102-10-0015.20
Without cover	2500	17,8	BLI-8102-10-0015.25
Without cover	3000	17,8	BLI-8102-10-0015.30

Color Anodizing

Anodizing creates an oxide film on the surface to protect the upper aluminum layer from oxidization and corrosion. In other words, this is an electrochemical process for applying metallic decorative coating. Moreover, anodizing makes it possible to render the item virtually any color providing new opportunities for interior designs.

Under anodizing, the section is immersed into the bath with special acid solution where the anode coating is formed under the effects produced by electric current.

Recommended application areas: decoration of residential apartments, office premises, and lobby rooms where durability, corrosion resistance and protection from other media and UV rays are of paramount importance (shops, exhibition halls, etc.).

Polymer Powder Coating

Specific feature of this type of coating is represented by mandatory preliminary surface treatment, when the surface is cleaned and covered with the conversion layer making for better adhesion and preventing corrosion under the paint if the external coating is damaged. Then the section is covered with powder paint and polymerized under predetermined temperature in special paint chamber, thus developing strong, esthetic and durable coating.


Available antique decorative elements help create retro interior designs.

Recommended application areas: processing pre-treated coverings for average publicity premises inside buildings (offices, apartments, etc.).

Decorative Coating

Дecoration is a technique for applying the wood-textured pattern on the surface of an aluminum shape employing vacuum thermal transfer printing on the prime polymer powder coating. Thereat, the pattern penetrates down by 30 % of thickness and cannot be removed without destroying the shape.

Recommended application areas: processing of floor covering in average publicity premises inside buildings (offices, apartments, etc.).



Anodized coating



Silver



Bronze



Gold



Champagne

Decorative coating



Whitewashed oak



Oak peach



Snow oak



Spanish oak



Polar oak



Rustic oak




Smoky oak



Bourbon walnut



Cappuccino oak



Oak prestige



Natural oak



Wenge light



Light oak

LIST OF CONTENT

BRAZ LINE	2
About company	2
Braz line mission	2
Company values	2
Floor sections	3
Threshold 28 mm, smooth, equipped with concealed fixing system	5
Threshold 20 mm, smooth	9
Threshold 50 mm, corrugated	12
Sections for staircase lining	15
Staircase shape corrugated	17
Carpet holding tube	20
Tile sections	21
Staircase shape, connecting, corrugated	23
Staircase shape, Z-type, corrugated	23
Staircase shape, universal, corrugated	24
Exterior shape, half-round	25
Joint finishing shape reinforced	26
Joint finishing shape 11 mm X 32 mm, reinforced	27
Interior angle shape	28
L-Shape	29
Joint finishing T-shape, flexible	31
Joint finishing T-shape	32
Angle shapes and finishing shapes	33
Interior angle shape	35
Universal finishing shapes	36
Finishing angle shape	37
Finishing shape for connecting tile at a 45-degree angle	38
Slippage and dirt protection shapes	39
One level slippage protection shape	41
Staircase slippage protection shape	42
System components	43

Cove bases	45
Concealed threshold	47, 51-52
Mounted cove base	48
LED lighting shapes	53
Mounted LED shape	55-56, 59-60
Flush LED shape	57-58, 66
Angle LED shape	61
Special LED shape	65
LED shape for finishing plaster	67
Angle LED shape for finishing plaster	69
Shape for eaves lighting	71
Staircase LED shape	75
Super compact LED shape	76
LED shape for wall boards	77
Screed board	79
Board –trapezium	81
Rectangular board	82
Attachment	83
Types of coverage	83
Cover samples	84
List of content	85

BRAN
L I N E



BRAZ LINE

+38 044 579 90 07

Ukraine, 07400, Kyiv region,
Brovary, Nezalezhnosti boulevard, 30
Brovary Aluminium Plant

www.brazline.com